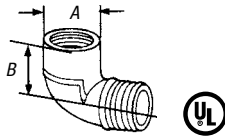


Rigid Conduit/IMC Fittings

90° Short-Radius Elbows — Die-Cast Zinc



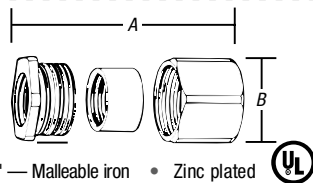
CAT. NO.	SIZE (IN.)	DIMENSIONS (IN.)		SHF. CTF./SHIP QTY.
		A	B	
HL-202-SC	¾	1.17	1.04	25/250

Use: To join rigid or IMC conduit at right angles where lack of room prevents using a standard sweep elbow or to terminate a run of rigid or IMC conduit at a box.

UL® Listing E37148.

Three-Piece Couplings

- ½"-2½" — Steel
- 2½"-6" — Malleable iron
- Zinc plated



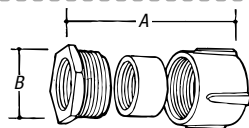
CAT. NO.	CONDUIT SIZE (IN.)	DIMENSIONS (IN.)		STD. CTN.
		A (ASSEMBLED)	B	
EK 401	½	1 1/16	1 1/8	100
EK 402	¾	1 1/8	1 11/32	50
EK 403	1	1 3/8	1 1/8	25
EK 404	1 ¼	1 29/32	2 29/32	25
EK 405	1 ½	1 7/8	2 23/32	25
EK 406	2	2	3 33/64	20
EK 407	2 ½	2 ½	3 29/64	10
EK 408	3	3 3/8	4 23/32	6
EK 409	3 ½	3 5/8	5 5/32	5
EK 410	4	3 29/32	5 29/32	5
EK 411	5	4 5/16	7	1

One set screw or two. Two set screws starting at 2" trade size.

Suggested use — rigid conduit only.

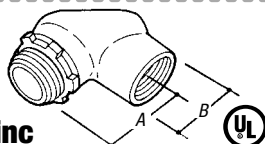
UL File No. E-23018 ½"-1 ¼".

Rigid Couplings — Three-Piece Type — Die-Cast Zinc



CAT. NO.	TRADE SIZE (IN.)	DIMENSIONS (IN.)		STD. CTN.
		A (ASSEMBLED)	B	
EK 201	½	1.39	1.31	100
EK-202	¾	1.53	1.58	50

Rigid to Box with Gasket — Die-Cast Zinc



CAT. NO.	CONDUIT SIZE (IN.)	DIMENSIONS (IN.)		STD. CTN.
		A (ASSEMBLED)	B	
HL-611	½	1.31	1.09	100
HL-612	¾	1.47	1.29	50

UL File No. E-23018.



H050-SC Series Hub

The T&B® Hub — Die-Cast Zinc with Insulated Throat*

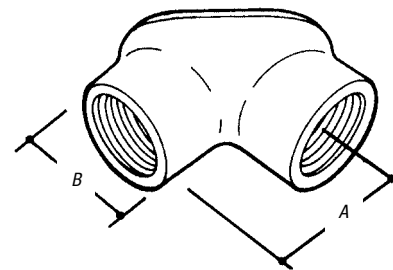
- The T&B Hub with sealing ring that will not fall out
- Color blue is a registered trademark of Thomas & Betts Corporation
- Provides superior sealing for exceptional watertight performance

CAT. NO.	HUB SIZE (IN.)	STD. CTN.
H050-SC	½	100
H075-SC	¾	100
H100-SC	1	25
H125-SC	1 ¼	25
H150-SC	1 ½	10
H200-SC	2	5
H250-SC	2 ½	5
H300-SC	3	2
H350-SC	3 ½	2
H400-SC	4	1
H500-SC	5	1
H600-SC	6	1

*Available in nickel-chrome plating or with PVC coating.

Consult customer service for price and delivery.

UL File No. E-23018.



Pull Corner Elbows — Die-Cast Zinc

CAT. NO.	CONDUIT SIZE (IN.)	DIMENSIONS (IN.)		STD. CTN.
		A	B	
HL-601	½	1.31	1.10	100
HL-602	¾	1.60	1.24	50
HL-603	1	1.95	1.59	25
HL-604	1 ¼	2.26	1.97	30

UL File No. E-23018.