

CP & RCP Series Radiant Ceiling Panel Heaters

Product Description

For Surface Or Recessed Installation, Radiant Ceiling Panels radiate energy like the solar radiation which warms us, heats objects, not the air. With no moving parts, these heating panels create gentle warmth and toasty comfort.



Radiant Ceiling Panels provide a low surface temperature and broad heat distribution. Clean, gentle comfortable heat that is ideal for offsetting perimeter heat loss or neutralizing downdrafts over glass. These versatile and flexible panels may be used virtually anywhere in homes, schools, hospitals, motels and a broad variety of other commercial or industrial installations.

Product Specifications

CONSTRUCTION:

Radiant Ceiling Panels shall be made of highest quality steel casing. Front panel shall be painted with textured powder coated finish. Electric Resistance element is fixed between dielectric material and insulation. Two inches of insulation is compressed to one inch by back panel to minimize upward heat loss and radiant efficiency. Radiant panels shall have 36" pre-wired flexible cable for easy installation and wiring connections. CP Series is 20 Gauge metal. Made in U.S.A.

INSTALLATION:

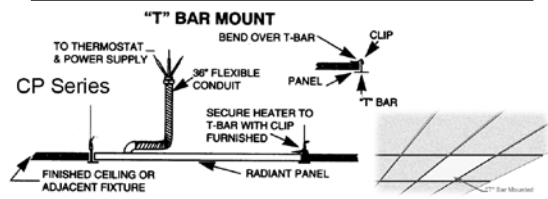
CP Series shall be designated as 2x2 or 2x4 size. All panels are 1" thick. The size shall be nominal dimension to be manufactured to fit drop ceiling systems. Standard units will fit regular "T" Bar frame. For regular or trim line or other frame sizes, special construction is required. RCP Series shall be used in recess mounting applications. RCP Series shall be 2" less in width to recess between nominal 24" center ceiling joists. RCP Series shall be complete with recess frame for finished construction.

ACCESSORIES:

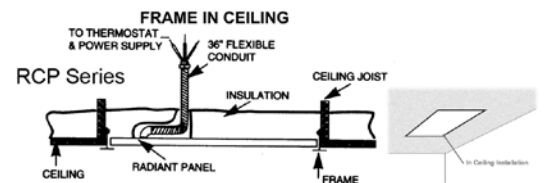
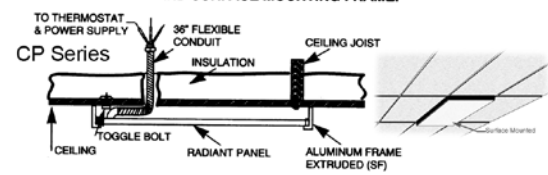
Surface mounting frames shall be optional for surface mounting the CP Series, and are Aluminum mill finish. Frames can be painted white to match panel.

OPTIONS:

Silk-screening the exposed surface to match ceiling tiles is available, as well as silicone sealed metal parts for high humidity applications.



FOR SURFACE MOUNTED UNITS USE STANDARD "T" BAR CEILING PANEL AND SURFACE MOUNTING FRAME.



CP Series - "T" Bar & Surface Mounted

MFG CATALOG NUMBER	MFG MODEL NUMBER	WATTS	BTUs	AMPS	VOLTS	WT. (LBS)
Dimensions: 2' x 4' (Nominal) x 1"						
04587102	CP805	500	1707	2	208	20 lb.
04587202	CP125			4.2/2.1	120/240	
04587302	CP705			2	277	
04587402	CP807	750	2560	4	208	20 lb.
04587502	CP127			6.3/3.1	120/240	
04587602	CP707			3	277	
Dimensions: 2' x 2' (Nominal) x 1"						
04587702	CP802	250	853	1	208	13 lb.
04587802	CP122			2.1/1.0	120/240	
04587902	CP702			.9	277	
04588002	CP803	375	1280	2	208	13 lb.
04588102	CP123			3.1/1.6	120/240	
04588202	CP703			1	277	
04591002	SF400 Surface Frame for 2' x 4' Panels (CP only)					10 lb.
04590902	SF200 Surface Frame for 2' x 2' Panels					6 lb.

RCP Series - Frame in Ceiling Mounted

MFG CATALOG NUMBER	MFG MODEL NUMBER	WATTS	BTUs	AMPS	VOLTS	WT. (LBS)
Dimensions: 2' x 4' (Including Recessing Frame)						
04588302	RCP805	500	1707	2	208	30 lb.
04588402	RCP125			4.2/2.1	120/240	
04588502	RCP705			2	277	
04588602	RCP807	750	2560	4	208	30 lb.
04588702	RCP127			6.3/3.1	120/240	
04588802	RCP707			3	277	
Dimensions: 2' x 2' (Including Recessing Frame)						
04588902	RCP802	250	853	1	208	19 lb.
04589002	RCP122			2.1/1.0	120/240	
04589102	RCP702			.9	277	
04589202	RCP803	375	1280	2	208	19 lb.
04589302	RCP123			3.1/1.6	120/240	
04589402	RCP703			1	277	

International Models

MFG CATALOG NUMBER	MFG MODEL NUMBER	WATTS	BTUs	AMPS	VOLTS	WT. (LBS)	
Dimensions: 2' x 4' (Nominal) x 1"							
04710302	CP2205i	420	1434	1.9	220	20	
04710402	CP125i	500	1707	4.2/4.1	120/240		
04710502	CP2207i	630	2150	2.9	220		
04710602	CP127i	750	2560	6.3/3.1	120/240	20	
Dimensions: 2' x 2' (Nominal) x 1"							
04710702	CP2202i	210	717	0.95			13
04710802	CP122i	250	853	2.1/1.0	120/240		
04710902	CP2203i	315	1075	1.4	220		
04711002	CP123i	375	1280	3.1/1.6	120/240	13	
				1.4	277		

MFG CATALOG NUMBER	MFG MODEL NUMBER	WATTS	BTUs	AMPS	VOLTS	WT. (LBS)	
Dimensions: 2' x 4' (Including Recessing Frame)							
04711102	RCP2205i	420	1434	1.9	220	30	
04711202	RCP125i	500	1707	4.2/4.1	120/240		
04711302	RCP2207i	630	2150	2.9	220		
04711402	RCP127i	750	2560	6.3/3.1	120/240	19	
Dimensions: 2' x 2' (Including Recessing Frame)							
04711502	RCP2202i	210	717	0.95	220		
04711602	RCP122i	250	853	2.1/1.0	120/240	19	
04711702	RCP2203i	315	1075	1.4	220		
04711802	RCP123i	375	1280	3.1/1.6	120/240		