

MILBANK[®]
ENERGY AT WORK



PowerGen[™] Product Catalog



About Milbank

Energy at Work

Milbank provides the tools that empower life. We enable the amazing in countless everyday ways through our thoughtfully designed products and collaborative ingenuity. More than a manufacturing company, we are an active and engaged contributor in the movement and utility of energy. We are energy at work.

As a third-generation family-owned business, Milbank has been engineering and manufacturing electrical supplies, equipment and solutions for use by utilities, contractors, distributors and OEMs since its founding in 1927.

Today, Milbank's meter mounting equipment is the standard by which all others are measured. Our meter sockets and electrical enclosures can be found on homes, schools, businesses, factories, roadways, RV parks, arenas, and airports across North America.



Much like the baseball bat that transfers the player's energy to the ball, Milbank provides the technology that moves power.



Table of Contents

PowerGen™ Product Catalog

Standby Generator Systems

8 & 10kW	4-5
12kW	6-7
17 & 20kW	8-9
25kW	10-11
35kW	12-13
48kW	14-15
60 & 62kW	16-17
SynapSwitch™	18
Transfer Switches	19-21

Digital Inverter Generators

1000 & 1800W	22
--------------	----

Portable Generators

3250 - 10,000W	23-25
----------------	-------

Enclosed Controls	26
-------------------	----

Contractor & Distributor Benefits

Milbank Authorized Generator Technician	27
Milbank OneSERT	28
Coming Soon & Notes	29

Technical Specifications

8-20kW	30-31
25-62kW	32-43
Transfer Switches	44-47
Portable Generators (3250-10,000W)	48-49
Digital Inverter Generators (1000 & 1800W)	50
Notes	51

MODELS

8kW¹ | MG08001

Keep essential appliances powered with the 8kW¹ generator connected to pre-selected circuits.

10kW¹ | MG10002

Power the essentials and more with the 10kW¹ paired with Milbank's automatic transfer switch. Utilizing our Power Management Technology, the automatic transfer switch allows for flexible management of electricity and appliances - all while using a smaller, more fuel-efficient generator.



FEATURES

More Power in a Smaller Generator – The compact 8¹ and 10kW¹ standby generator is one of the most powerful units of its kW class with higher power output per square inch of its footprint – providing backup electricity to more of your household appliances.

Homeowner Safety & Protection – We take protection to a whole new level - the 8kW¹ and 10kW¹ come with an external, automatic gas shut-off valve, low pressure regulator and a thermally-protected fuel system which automatically shuts down the unit during an emergency (not found on any other competing generator in its class).

Comprehensive Warranty – Both the 8kW¹ and 10kW¹ units include a three-year, comprehensive parts and labor warranty². At Milbank, we stand behind our products (for more than 85 years!), making it easy for our customers to work with us.

Flexible Placement³ – Tested against the tough National Fire Protection Agency 37 standard, Milbank 8¹ & 10kW¹ standby generators can be placed as close as 18" from the home providing more placement options in your yard– perfect for tight lot lines.

Durable Enclosure & Base – Our enclosures are made from the same rust-resistant, durable Galvanneal steel that is found in the automotive industry and features an automotive-grade paint process which results in protection against chipping and abrasions. Our enclosures and base can endure temperatures of more than double that of aluminum and plastic.

Innovative Airflow Technology – With the engine and alternator intakes located in the rear, front ventilation pushes the heat and carbon monoxide away from the house - protecting homes, shrubs and landscaping from damage.

Low Pressure, No Problem - No need to worry if you live in an area with low gas pressure. Milbank generators are rated for 5" to 7" water column but can be as low as 3.5" with proper accommodations.

Easy Wireless Monitoring - Simple, trouble-free monitoring is a reality with our optional Basic Wireless Monitor (sold separately).



¹This generator is rated in accordance with UL (Underwriters Laboratories) 2200 (stationary engine generator assemblies) and CSA (Canadian Standards Association) standard C22.2 No. 100-04 (motors and generators). ²Warranty details are available at milbankworks.com. ³Installations must strictly comply with all applicable codes, industry standards, laws, regulations and provided installation manual. Running engines give off carbon monoxide, an odorless, colorless, poisonous gas so it is important to keep exhaust gas away from any windows, doors, ventilation intakes or crawl spaces. The installation manual contains specific instructions related to generator placement in addition to NFPA 37, including the requirement that carbon monoxide detectors be installed and maintained in your home. Milbank reserves the right to make changes in specifications and features shown without notice or discontinue the product described at any time without notice or obligation. Other Generator/Automatic Transfer switch manufacturers' products are not compatible with Milbank Home Generator Systems.

MAINTENANCE KIT

Complete with special UL air filter, pre-cleaner, spark plugs, oil filter, and synthetic oil.

8kW | MG080022

10kW | MG101222



WIRELESS ROUTER

MG623501

A signal enhancement to overcome obstructions. Recommended for applications with distances of 100 feet or more.



WIRELESS MONITOR

MG626401

Easy, trouble-free monitoring is a reality with the new Milbank Basic Wireless Monitor. Place the wireless monitor in your home and know your generator is working without ever having to go outside.




COLD WEATHER KIT

8kW | MG626201 - Dual Oil Heater

Complete with a dual oil heater and battery warmer - both thermostatically controlled to heat up when the temperature drops, ensuring smooth starting and engine operation. Tested at -25°F.

10kW | MG111102

Complete with an oil heater and battery warmer - both thermostatically controlled to heat up when the temperature drops, ensuring smooth starting and engine operation. Tested at -25°F.



MODELS

12kW¹ | MG12002

Bigger isn't always better - especially when it comes to whole-house power. Ideal for small- to medium-sized homes, the 12kW¹ generator can intuitively power the whole house when paired with a Milbank automatic transfer switch.



FEATURES

Streamlined, Space-Saving Design – Its vertical, sleek design allows for a smaller footprint than most other generators in its class. The compact 12kW¹ profile blends in beautifully with your home's exterior and landscaping, much like your central air conditioner.

Comprehensive Warranty² – The 12kW¹ unit includes a four-year limited warranty² - one of the best comprehensive parts and labor warranties in the industry. At Milbank, we stand behind our products (for more than 85 years!), making it easy for our customers to work with us.

Flexible Placement³ – Tested against tough National Fire Protection Agency standards, Milbank 12kW¹ standby generator can be placed as close as 18" from the home, providing more placement options in your yard - perfect for tight lot lines.

Homeowner Safety & Protection – We take protection to a whole new level - the 12kW¹ comes with an external, automatic gas shut-off valve, low pressure regulator and a thermally-protected fuel

system which automatically shuts down the unit during an emergency (not found on any other competing generator in its class).

Power Management Technology – Partner with SynapSwitch™ to manage up to two load-dependent air conditioner units providing true whole-house power with a smaller, more affordable generator.

Durable Enclosure & Base – Our enclosures are made from the same rust-resistant, durable Galvanneal steel that is found in the automotive industry and features an automotive-grade paint process which results in protection against chipping and abrasions. Our enclosures and base can endure temperatures of more than double that of aluminum and plastic.

Low Pressure, No Problem - No need to worry if you live in an area with low gas pressure. Milbank generators are rated for 5" to 7" water column but can be as low as 3.5" with proper accommodations.

4 YEAR WARRANTY

ASSEMBLED IN THE
USA



¹This generator is rated in accordance with UL (Underwriters Laboratories) 2200 (stationary engine generator assemblies) and CSA (Canadian Standards Association) standard C22.2 No. 100-04 (motors and generators). ²Warranty details are available at milbankworks.com. ³Installations must strictly comply with all applicable codes, industry standards, laws, regulations and provided installation manual. Running engines give off carbon monoxide, an odorless, colorless, poisonous gas so it is important to keep exhaust gas away from any windows, doors, ventilation intakes or crawl spaces. The installation manual contains specific instructions related to generator placement in addition to NFPA 37, including the requirement that carbon monoxide detectors be installed and maintained in your home. Milbank reserves the right to make changes in specifications and features shown without notice or discontinue the product described at any time without notice or obligation. Other Generator/Automatic Transfer switch manufacturers' products are not compatible with Milbank Home Generator Systems.

MAINTENANCE KIT

MG121822


Complete with special UL air filter, pre-cleaner, spark plugs, oil filter, and synthetic oil.



COLD WEATHER KIT

MG111102

Complete with an oil heater and battery warmer - both thermostatically controlled to heat up when the temperature drops, ensuring smooth starting and engine operation. Tested at -25°F.



TRANSFER SWITCH

MATS20011

Milbank's SynapSwitch™ is the latest innovation in automatic transfer switches. The SynapSwitch™ calculates voltage and frequency to manage power loads and allow pairing with a smaller generator than in a non-management application.

*More Transfer Switch options available - contact the Milbank sales team for more information.



MILBANK
ENERGY AT WORK

MODELS

17kW¹ | MG17001

20kW¹ | MG20003

Innovative and intelligent, the 17¹ & 20kW¹ deliver the high performance homeowners expect. The unique airflow technology coupled with sound-dampening compressed fiberglass make these some of the quietest generators in the industry, a diplomatic choice to keep neighbors happy.



FEATURES

Built for High-Performance – These units are built with the extremely reliable Briggs & Stratton Commercial Grade Vanguard Engine. Proven in applications around the world, Vanguard's OHV technology provides superior balance, low vibration and emissions, and better fuel economy. Our electronic governors also provide stable, consistent power for sensitive electronics and today's most advanced appliances.

Comprehensive Warranty² – Both the 17kW¹ and 20kW¹ units include a four-year limited warranty² - one of the best comprehensive parts and labor warranties in the industry. At Milbank, we stand behind our products (for more than 85 years!), making it easy for our customers to work with us.

Durable Enclosure & Base – Our enclosures are made from the same rust-resistant, durable Galvanneal steel that is found in the automotive industry and features an automotive-grade paint process which results in protection against chipping and abrasions. Our enclosures and base can endure temperatures of more than double that of aluminum and plastic.

Homeowner Safety & Protection – We take protection to a whole new level - the 17kW¹ and 20kW¹ come with an external, automatic gas shut-

off valve, low pressure regulator and a thermally-protected fuel system which automatically shuts down the unit during an emergency (not found on any other competing generator in its class). These units also feature a corrugated metal fuel hose for safer operation.

Flexible Placement³ – Tested against the tough National Fire Protection Agency 37 standard, Milbank 17¹ & 20kW¹ standby generators can be placed as close as 18" from the home providing more placement options in your yard*– perfect for tight lot lines.

Innovative Airflow Technology – This feature provides better efficiency and longer life, and makes the 17¹ & 20kW¹ our quietest generators. With the engine and alternator intakes located in the rear, front ventilation pushes the heat and carbon monoxide away from the house - protecting homes, shrubs and landscaping from damage.

Low Pressure, No Problem - No need to worry if you live in an area with low gas pressure. Milbank generators are rated for 5" to 7" water column but can be as low as 3.5" with proper accommodations.

4 YEAR WARRANTY



¹This generator is rated in accordance with UL (Underwriters Laboratories) 2200 (stationary engine generator assemblies) and CSA (Canadian Standards Association) standard C22.2 No. 100-04 (motors and generators). ²Warranty details are available at milbankworks.com. ³Installations must strictly comply with all applicable codes, industry standards, laws, regulations and provided installation manual. Running engines give off carbon monoxide, an odorless, colorless, poisonous gas so it is important to keep exhaust gas away from any windows, doors, ventilation intakes or crawl spaces. The installation manual contains specific instructions related to generator placement in addition to NFPA 37, including the requirement that carbon monoxide detectors be installed and maintained in your home. Milbank reserves the right to make changes in specifications and features shown without notice or discontinue the product described at any time without notice or obligation. Other Generator/Automatic Transfer switch manufacturers' products are not compatible with Milbank Home Generator Systems.

17 & 20kW

Home Standby Accessories

9

17 & 20KW

MAINTENANCE KIT

MG151822

Complete with special UL air filter, pre-cleaner, spark plugs, oil filter, and synthetic oil.



WIRELESS MONITOR

MG622901


Easy, trouble-free monitoring is a reality with the new Milbank Basic Wireless Monitor. Place the wireless monitor in your home and know your generator is working without ever having to go outside.



COLD WEATHER KIT

MG623101

Complete with a dual oil heater and battery warmer - both thermostatically controlled to heat up when the temperature drops, ensuring smooth starting and engine operation. Tested at -25°F.



WIRELESS ROUTER

MG623501

A signal enhancement to overcome obstructions. Recommended for applications with distances of 100 feet or more.



TRANSFER SWITCH

MATS20011

Milbank's SynapSwitch™ is the latest innovation in automatic transfer switches. The SynapSwitch™ calculates voltage and frequency to manage power loads and allow pairing with a smaller generator than in a non-management application.


* More Transfer Switch options available - contact the Milbank sales team for more information.



MODELS

25kW¹ | MG2524011BS

Help your customers protect their homes and families from power outages with Milbank's liquid-cooled 25kW¹ home generator system. Perfect for medium-to-large homes, we provide you with reliable power and flexible options to meet your customers' power needs.



FEATURES

Quality Power – Constant, reliable power is delivered to sensitive appliances and electronics.

Powerful and Reliable Engine – The robust engine, built and tested to Briggs & Stratton quality and durability standards, delivers consistent performance resulting in the dependability you expect from a backup generator.

User-friendly Controller – Conveniently monitors diagnostic conditions, displays system service codes and sets weekly exercise cycle - all from an easy-to-read scrolling LED display.

Easy to Service – Convenient access to disassembly points for quicker trouble-free servicing. The hinged roof with gas shocks keep the roof open allowing for

top down access to the engine. While the easy to remove side panels allow easy service access from the front and back.

Durable Enclosure – Rust-resistant, Galvanneal steel enclosures are made from the same materials and paint process used in the automotive industry, resulting in years of protection against chips and abrasions.

Quick Response – Automatically powers your home in seconds after sensing a power outage.

4-Year Limited Parts and Labor Warranty – At Milbank, we stand behind our warranty and make it easy for our customers to work with us.



¹These generator are rated in accordance with UL 2200 and CSA Standard C22.2 No. 100-04
Note: Installations must strictly comply with all applicable codes, industry standards, laws and regulations. Running engines give off carbon monoxide, an odorless, colorless, poison gas so it is important to keep exhaust gas away from any windows, doors, ventilation intakes or crawl spaces. Carbon monoxide detectors must be installed and maintained in your home.
Note: Milbank reserves the right to make changes in specifications and features shown without notice or discontinue the product described at any time without notice or obligation. Warranty details available at milbankworks.com.



MAINTENANCE KIT

MG626801

Complete with air and oil filters, funnel, synthetic oil, and spark plugs.



COLD WEATHER KIT

MG627001

Complete with a thermostatically controlled battery warmer and engine block heater that activate as the temperature drops. Tested at -20° F.



INFOHUB™ WIRELESS MONITOR

MG62601H1

The infohub™ wireless monitor constantly observes your generator's signal, telling you what you want to know, when you want to know it. Using your computer, tablet or smart phone, standby generator owners can instantly check their generator's system status from home or away.



WIRELESS MONITOR

MG626401

Easy, trouble-free monitoring is a reality with the new Milbank Basic Wireless Monitor. Place the wireless monitor in your home and know your generator is working without ever having to go outside.



SYNAPSWITCH™

MATS20012

Milbank's SynapSwitch™ is the latest innovation in automatic transfer switches. The SynapSwitch™ calculates voltage and frequency to manage power loads and allow pairing with a smaller generator than in a non-management application.



TRANSFER SWITCH

MG4002001

The dual 400 amp / split 200 amp automatic transfer switch replaces the need for two 200 Amp transfer switches in a standard split 400A service home with two 200 Amp distribution panels. See page 17 for more details. Only available with MG20003, MG35001, MG45001, and MG60001.



* More Transfer Switch options available - contact the Milbank sales team for more information.

MODELS

35kW¹

Available in single phase and these phase models. Refer to specifications for model numbers.



FEATURES

Comprehensive Commercial Warranty – Milbank offers a four-year limited warranty² that includes parts and labor. It’s one of the most comprehensive warranties in the commercial standby power industry.

Industrial-Grade GM Vortec™ Engine – This world class eight-cylinder GM Vortec™ engine operates at 1800 RPM - quieter and more fuel-efficient than 3600 RPM engines.

Longer Product Life – A commercial generator is a big investment. Designed for a longer life span, Milbank’s commercial standby generators have lower engine/alternator speeds, limited temperature rise on the alternator, and corrosion-resistant, all-metal enclosures.

Custom Built Options – A complete line of commercial standby generators for light commercial applications with multiple voltage, configuration and controller options available.

Easier to Service – Convenient access points make it easier to service and provide immediate access to the entire engine without time-consuming disassembly.

Corrosion-Resistant Enclosure – Durable, all-metal enclosures are built to last protecting against extreme weather conditions and supported by the longest enclosure warranty in the industry.



¹This generator is rated in accordance with UL (Underwriters Laboratories) 2200 (stationary engine generator assemblies) and CSA (Canadian Standards Association) standard C22.2 No. 100-04 (motors and generators). ²Warranty details are available at milbankworks.com. ³Installations must strictly comply with all applicable codes, industry standards, laws, regulations and provided installation manual. Running engines give off carbon monoxide, an odorless, colorless, poisonous gas so it is important to keep exhaust gas away from any windows, doors, ventilation intakes or crawl spaces. The installation manual contains specific instructions related to generator placement in addition to NFPA 37, including the requirement that carbon monoxide detectors be installed and maintained in your home. Milbank reserves the right to make changes in specifications and features shown without notice or discontinue the product described at any time without notice or obligation. Other Generator/Automatic Transfer switch manufacturers' products are not compatible with Milbank Home Generator Systems.

MAINTENANCE KIT

35kW | MG300022

Complete with special UL air filter, pre-cleaner, spark plugs, oil filter, and synthetic oil.



ENGINE BLOCK HEATER

35kW | MG624201

Designed for maximum engine performance, engine block heaters keep engines warm, allowing for faster and easier startups in cold weather. Milbank 35kW, 45kW and 60kW standby generators are tested to start at -20°F using this kit. Each kit includes an engine block heater and bracket.



SYNAPSWITCH™

MATS20012

Milbank's SynapSwitch™ is the latest innovation in automatic transfer switches. The SynapSwitch™ calculates voltage and frequency to manage power loads and allow pairing with a smaller generator than in a non-management application.



VIGILANT™

400A | MGVATS4001208, MGVATS4001240, MGVATS4001480

The Vigilant™ Series automatic transfer switch is designed to automatically transfer critical loads in the event of a power outage. It consists of a simple, rugged design while maintaining the flexibility required to meet the needs of residential, agricultural, and light industrial applications.



TRANSFER SWITCH

MG4002001

The dual 400 amp / split 200 amp automatic transfer switch replaces the need for two 200 Amp transfer switches in a standard split 400A service home with two 200 Amp distribution panels. See page 17 for more details. Only available with MG20003, MG35001, MG45001, and MG60001.



* More Transfer Switch options available - contact the Milbank sales team for more information.

MODELS

48kW¹

Available in single phase and these phase models. Refer to specifications for model numbers.



FEATURES

Comprehensive Commercial Warranty – Milbank offers a four-year limited warranty² that includes parts and labor. It’s one of the most comprehensive warranties in the commercial standby power industry.

Industrial-Grade GM Vortec™ Engine – This world class eight-cylinder GM Vortec™ engine operates at 1800 RPM - quieter and more fuel-efficient than 3600 RPM engines.

Longer Product Life – A commercial generator is a big investment. Designed for a longer life span, Milbank’s commercial standby generators have lower engine/alternator speeds, limited temperature rise on the alternator, and corrosion-resistant, all-metal enclosures.

Custom Built Options – A complete line of commercial standby generators for light commercial applications with multiple voltage, configuration and controller options available.

Easier to Service – Convenient access points make it easier to service and provide immediate access to the entire engine without time-consuming disassembly.

Corrosion-Resistant Enclosure – Durable, all-metal enclosures are built to last protecting against extreme weather conditions and supported by the longest enclosure warranty in the industry.



¹This generator is rated in accordance with UL (Underwriters Laboratories) 2200 (stationary engine generator assemblies) and CSA (Canadian Standards Association) standard C22.2 No. 100-04 (motors and generators). ²Warranty details are available at milbankworks.com. ³Installations must strictly comply with all applicable codes, industry standards, laws, regulations and provided installation manual. Running engines give off carbon monoxide, an odorless, colorless, poisonous gas so it is important to keep exhaust gas away from any windows, doors, ventilation intakes or crawl spaces. The installation manual contains specific instructions related to generator placement in addition to NFPA 37, including the requirement that carbon monoxide detectors be installed and maintained in your home. Milbank reserves the right to make changes in specifications and features shown without notice or discontinue the product described at any time without notice or obligation. Other Generator/Automatic Transfer switch manufacturers' products are not compatible with Milbank Home Generator Systems.

MAINTENANCE KIT

48kW | MG450022

Complete with special UL air filter, pre-cleaner, spark plugs, oil filter, and synthetic oil.



ENGINE BLOCK HEATER

48kW | MG624201

Designed for maximum engine performance, engine block heaters keep engines warm, allowing for faster and easier startups in cold weather. Milbank 35KW, 45kW and 60kW standby generators are tested to start at -20°F using this kit. Each kit includes an engine block heater and bracket.



SYNAPSWITCH™

MATS20012

Milbank's SynapSwitch™ is the latest innovation in automatic transfer switches. The SynapSwitch™ calculates voltage and frequency to manage power loads and allow pairing with a smaller generator than in a non-management application.



VIGILANT™

400A | MGVATS4001208, MGVATS4001240, MGVATS4001480

The Vigilant™ Series automatic transfer switch is designed to automatically transfer critical loads in the event of a power outage. It consists of a simple, rugged design while maintaining the flexibility required to meet the needs of residential, agricultural, and light industrial applications.



TRANSFER SWITCH

MG4002001

The dual 400 amp / split 200 amp automatic transfer switch replaces the need for two 200 Amp transfer switches in a standard split 400A service home with two 200 Amp distribution panels. See page 17 for more details. Only available with MG20003, MG35001, MG45001, and MG60001.



* More Transfer Switch options available - contact the Milbank sales team for more information.

MODELS

60 and 62kW¹

Available in single phase and these phase models. Refer to specifications for model numbers.



FEATURES

Comprehensive Commercial Warranty – Milbank offers a four-year limited warranty² that includes parts and labor. It's one of the most comprehensive warranties in the commercial standby power industry.

Industrial-Grade GM Vortec™ Engine – This world class eight-cylinder GM Vortec™ engine operates at 1800 RPM - quieter and more fuel-efficient than 3600 RPM engines.

Longer Product Life – A commercial generator is a big investment. Designed for a longer life span, Milbank's commercial standby generators have lower engine/alternator speeds, limited temperature rise on the alternator, and corrosion-resistant, all-metal enclosures.

Custom Built Options – A complete line of commercial standby generators for light commercial applications with multiple voltage, configuration and controller options available.

Power Management Technology – Milbank's automatic transfer switch comes standard with our patented power management technology managing up to two load-dependent air conditioner units while keeping critical home or business applications powered.

Easier to Service – Convenient access points make it easier to service and provide immediate access to the entire engine without time-consuming disassembly.

Corrosion-Resistant Enclosure – Durable, all-metal enclosures are built to last protecting against extreme weather conditions and supported by the longest enclosure warranty in the industry.



¹This generator is rated in accordance with UL (Underwriters Laboratories) 2200 (stationary engine generator assemblies) and CSA (Canadian Standards Association) standard C22.2 No. 100-04 (motors and generators). ²Warranty details are available at milbankworks.com. ³Installations must strictly comply with all applicable codes, industry standards, laws, regulations and provided installation manual. Running engines give off carbon monoxide, an odorless, colorless, poisonous gas so it is important to keep exhaust gas away from any windows, doors, ventilation intakes or crawl spaces. The installation manual contains specific instructions related to generator placement in addition to NFPA 37, including the requirement that carbon monoxide detectors be installed and maintained in your home. Milbank reserves the right to make changes in specifications and features shown without notice or discontinue the product described at any time without notice or obligation. Other Generator/Automatic Transfer switch manufacturers' products are not compatible with Milbank Home Generator Systems.

60 & 62kW

Commercial Standby Accessories

17
60 & 62KW

MAINTENANCE KIT

60kW | MG450022

62kW [3Ø] | MG450022

Complete with special UL air filter, pre-cleaner, spark plugs, oil filter, and synthetic oil.



ENGINE BLOCK HEATER

60kW | MG624201

62kW [3Ø] | MG624201

Designed for maximum engine performance, engine block heaters keep engines warm, allowing for faster and easier startups in cold weather. Milbank 35kW, 45kW and 60kW standby generators are tested to start at -20°F using this kit. Each kit includes an engine block heater and bracket.



VIGILANT™

400A | MGVATS4001208, MGVATS4001240, MGVATS4001480

The Vigilant™ Series automatic transfer switch is designed to automatically transfer critical loads in the event of a power outage. It consists of a simple, rugged design while maintaining the flexibility required to meet the needs of residential, agricultural, and light industrial applications.



TRANSFER SWITCH

MG4002001

The dual 400 amp / split 200 amp automatic transfer switch replaces the need for two 200 Amp transfer switches in a standard split 400A service home with two 200 Amp distribution panels. See page 17 for more details. Only available with MG20003, MG35001, MG45001, and MG60001.



* More Transfer Switch options available - contact the Milbank sales team for more information.



MODELS

100A | MATS10011 200A | MATS20011
150A | MATS15012 200A | MATS20012


Milbank is proud to introduce the new SynapSwitch™ | Automatic Transfer Switch (ATS). Compatible with our 8-48kW home standby generators, the SynapSwitch™ will immediately signal your generator to start up in the event of a power outage - so when the power goes out, you won't be left in the dark.



POWER MANAGEMENT

MATS50RM

Load Control Module - The Milbank Load Control Module paired with a Milbank SynapSwitch™ seamlessly manages power loads when under generator power. Using the Milbank Load Control Module can allow for a smaller generator to cover the load of a non-managed larger generator. Milbank Load Control Modules can be added per the application using one to four modules as needed. By using a module per load, the SynapSwitch™ is scalable and allows for flexibility in adding additional power management in the future.



FEATURES

Load Management - The SynapSwitch™ manages two electrical loads on its own and can manage additional loads when paired with Load Control Module. This can enable you to receive whole-house power from a smaller generator.

Intelligent Synap Technology - This switch uses state-of-the-art technology that constantly measures power (voltage x current) and frequency.

Load Priority - The switch intelligently selects managed loads based on priority or load size.

LED Status Indicator - The indicator shows whether load is under utility or generated power and indicates which managed loads are on or off.

Certified to FCC Chapter 15 Part B - The ATS adheres to the strictest code for electronic design to avoid interference with radio and WiFi signals.

Generator Disconnect - The external disconnect allows the generator to be quickly taken out of service in the event of emergency shutoff.

NEMA 3R Cabinet - This durable enclosure is suitable for indoor or outdoor installations.

Adaptability - The intelligent switch automatically adapts to seasonal changes of the loads.

Easy installation - The lightweight SynapSwitch™ is easy to install and service. With a variety of knockouts and plug-and-play parts, this switch is a contractors turnkey solution.



Installers are required to review local codes prior to installation to determine if a transfer switch with separate disconnect is required. All installations must strictly comply with all applicable codes, industry standards, laws and regulations, and installation manual. Improper installation will void all warranties. Milbank reserves the right to make changes in specifications and features shown without notice or discontinue the product described at any time without notice or obligation. Other Generator/Automatic Transfer switch manufacturers' products are not compatible with Milbank Home Generator Systems.

MODELS

100A MGVATS1001LC	600A MGVATS6001480
100A MGVATS1001240	1000A MGVATS10001240
200A MGVATS2001240	1000A MGVATS10001208
400A MGVATS4001240	1000A MGVATS10001480
400A MGVATS4001208	1250A MGVATS12501240
400A MGVATS4001480	1250A MGVATS12501208
600A MGVATS6001240	1250A MGVATS12501480
600A MGVATS6001208	



The Vigilant Series automatic transfer switch is designed to automatically transfer critical loads in the event of a power outage. It consists of a simple, rugged design while maintaining the flexibility required to meet the needs of residential, agricultural and light industrial applications.

FEATURES

Galvanized Steel Enclosure – This duplex coated, galvanized G90 grade steel meets American Society for Testing and Materials (ASTM) standard A653. The service life more is than twice that of regular steel; standard on all Vigilant series transfer switches.

Exterior Accessibility – The easy-to-use, 7-day exerciser clock gives full control over day and time. The exerciser clock and indicator lamps are both accessible from outside the transfer switch – no need to open the door, even with the NEMA 3 enclosure option.

VTSC100 Logic Controller Board – The controls harbored in the center of every Vigilant automatic transfer switch. It is designed to provide all basic transfer switch control functions with simplicity, flexibility, and durability.

Features include:

- Powered from genset battery for isolation against line transients.
- Integrated voltage and frequency sensing.
- Adjustable transfer delays using on-board potentiometers.
- Fused remote start contact relays.
- Adjustable drop-out & pick-up values for voltage and frequency.
- Internal test switch included.

Comprehensive Warranty – Milbank offers one of the best in the industry with a 5-year limited parts and labor warranty.



5 YEAR WARRANTY

Installers are required to review local codes prior to installation to determine if a transfer switch with separate disconnect is required. All installations must strictly comply with all applicable codes, industry standards, laws and regulations, and installation manual. Improper installation will void all warranties. Milbank reserves the right to make changes in specifications and features shown without notice or discontinue the product described at any time without notice or obligation. Other Generator/Automatic Transfer switch manufacturers' products are not compatible with Milbank Home Generator Systems.



MODELS

- | | |
|------------------|-------------------------|
| 50A MG0503120 | 200A MG2003992 |
| 100A MG1003162 | 200A MG2003993 |
| 100A MG1003002 | 2 X 200A MG4002001** |
| 100A MG1003992 | |
| 150A MG1503992 | Power Management |
| 200A MG2003002 | MG0501440 |



FEATURES

Fully Automatic – All transfer switches monitor utility and generator voltages and will automatically connect to the appropriate source of power. 100 and 200 amp switches are capable of whole-house power transfer in residential/small business applications.

Exclusive Design – Each transfer switch is UL approved, custom-made and dedicated exclusively for Milbank, reducing overall cost and giving you exactly what you need for your home or small business.

Lightweight/Ease of Installation – Efficient component selection has resulted in switch gear optimization for a lightweight product solution to residential/small business installations. Five wires — three 120/240 VAC and two utility supply wires (for battery charger and optional battery warmer and oil heater) also allow for efficient one-person installation.

EEPROM (Electronic Program Read-Only Memory)
– All transfer switches feature non-volatile memory,

so when the power goes out, the transfer switch “remembers” its programming once power is restored. The switch never has to be programmed or reprogrammed once it is installed.

Variable Engine Warm-Up – All of our switches feature both 20-second and 50-second warm-up options: 20 seconds for warm weather starts or a 50 second setting when the generator requires additional start time in colder climates.

Safety Features – All transfer switches are solenoid-operated from utility or generator inputs and contain electrical interlock switches to eliminate the possibility of dangerous back-feed to a line during an outage.

3-Year Limited Parts and Labor Warranty – One of the most comprehensive parts and labor warranties in the industry.



**Can Only Be Sold With The purchase of a 20, 30, 45 or 60kW home standby generator (not by itself).

Transfer Switches

Dual 200 Amp / Split 400 Amp

21
TRANSFER
SWITCHES

MODEL

MG4002001


The Milbank Dual 200 Amp / Split 400 Amp Transfer Switch replaces the need for two 200 Amp transfer switches in standard split 400A service homes with two 200A distribution panels. It's a convenient and affordable solution to manage whole-house backup power for larger homes and businesses.

FEATURES

First In Its Class – Never seen before automatic transfer switch technology only compatible with Milbank generators.

Easy Installation – The system uses one less transfer switch requiring less wiring, less time and expenses than typical installations. Plus factory pre-wired generator power distribution inside the transfer switch simplifies installation.

Smaller Footprint – Combining two automatic transfer switches into one, the Dual 200 Amp Transfer Switch / Split 400 Amp results in a smaller, cleaner looking installation for your customer.



3 YEAR
WARRANTY

*Review local codes to determine if a transfer switch with separate service entrance disconnect is required. Installers are required to review local codes prior to installation to determine if a transfer switch with separate disconnect is required. All installations must strictly comply with all applicable codes, industry standards, laws and regulations, and installation manual. Improper installation will void all warranties. Milbank reserves the right to make changes in specifications and features shown without notice or discontinue the product described at any time without notice or obligation. Other Generator/Automatic Transfer switch manufacturers' products are not compatible with Milbank Home Generator Systems.



22

1000 & 1800W

1000 & 1800W

Digital Inverter Generators

Ideal for the contractor on the go or outdoorsy weekend warrior – Milbank’s digital inverters provide reliable, quiet and clean energy for all sensitive electronic needs. The 4-cycle gasoline-powered inverters provide two 120V, AC outlets.



1000W | MPG1000I

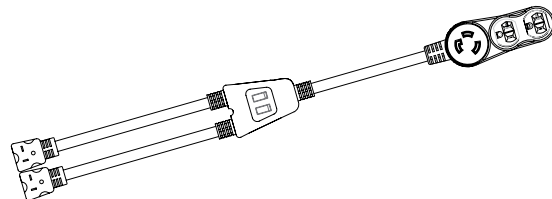


1800W | MPG2000IP

NOW WITH PARALLELING CAPABILITY

FEATURES

- Asymmetrical Fans
- Dual Muffler Design
- Double Insulated Acoustic Hood
- Yellow Color Coded Touch points
- Power Indicator Light
- AC Overload Reset
- High Efficiency Run Mode
- Low Oil Shut Down
- Light Weight, Ergonomically Designed
 - 1000W – 30 lbs.
 - 1800W – 43 lbs.
- Run time @ 1/2 load: MPG1000I 9 hours
MPG2000IP 11 hours
- Sound Output, 53-59 dba NL/FL
- Less Than 3% Total Harmonic Distortion (THD)
- Tool Kit and Oil Bottle included
- MPG2000IP will feature capabilities allowing two units to be used in parallel.
- 12 volt power outlet



PARALLEL CORD | INVPCORD1



*Review local codes to determine if a transfer switch with separate service entrance disconnect is required. Installers are required to review local codes prior to installation to determine if a transfer switch with separate disconnect is required. All installations must strictly comply with all applicable codes, industry standards, laws and regulations, and installation manual. Improper installation will void all warranties. Milbank reserves the right to make changes in specifications and features shown without notice or discontinue the product described at any time without notice or obligation. Other Generator/Automatic Transfer switch manufacturers' products are not compatible with Milbank Home Generator Systems.

3250-10,000W

Portable Generators

23

3200 & 10,000W

From campsite to job site, from tent to trailer, and all points in between, Milbank's rugged, dependable portable generators put the power in your hands to get the job done. From 3250W to 7500W, trust in Milbank's comprehensive line of EPA-compliant portable generator solutions to deliver power when you want it, wherever you need it.



3 YEAR WARRANTY

EPA COMPLIANT

FEATURES

The Complete Package – Includes everything you need in one box to hit the ground running – wheel kit, handle kit (some assembly required), oil, funnel, and tool kit

Quiet Operation – The Pulse-Flo muffler allows us to boast one of the quietest generators on the market

Exclusive VR System – Voltage-regulated power protection for all your electronic needs

Iron-Sleeved Engine – Our engine sleeves are made with cast iron for long-lasting durability and low maintenance

Simplified Operator Control Center – Clean, simple and easy to use to harness the power you need, when you need it.

3-Year Limited Parts & Labor Warranty - One of the best comprehensive parts and labor warranties in the industry.

Running engines give off carbon monoxide, an odorless, colorless, poisonous gas so it is important to keep exhaust gas away from any windows, doors, ventilation intakes or crawl spaces. Not for indoor use. Milbank reserves the right to make changes in specifications and features shown without notice or discontinue the product described at any time without notice or obligation.



24

3250-7500W

3250-7500W

Portable Generators

MANUAL START

3250W | MPG32501



5500W | MPG55003



STORM UNIT

6000W | MPG6000S



ELECTRIC START

6500W | MPG6500E



7000W | MPG70002E



7500W | MPG75002E



POWER CORD | MPGCORD25



This 25 ft. power cord includes twist-lock plug and 4 standard outlets. Included with MPG6000S; sold separately for all other units.

- 10 gauge 4 wire
- 30 AMPS
- Rated up to 300 VOLTS
- 25 Ft. cord includes male, twist lock plug and four standard household outlets

3 YEAR WARRANTY



Running engines give off carbon monoxide, an odorless, colorless, poisonous gas so it is important to keep exhaust gas away from any windows, doors, ventilation intakes or crawl spaces. Not for indoor use. Milbank reserves the right to make changes in specifications and features shown without notice or discontinue the product described at any time without notice or obligation.

10,000W

Portable Generator

25

10,000W

ELECTRIC START

10,000W | MPG100001E

Available Summer 2014



QUICK · EASY · SAFE

NEW
FUEL TANK
DRAIN SYSTEM

Extended the life of your engine!

FEATURES

- 680cc VTWIN OHV Engine
- <5% Total harmonic distortion
- 9.2 Gallon Fuel Tank
- 12 Hour Run Time @ 50% Load
- Shock Mounted - Oil Cooler
- GFCI Protected Control Panel
- Low Oil Shutdown
- Hour Meter
- Data Center
- EPA/CARB
- Pulse-Flo™ Muffler
- Full Cage Steel Frame
- Fuel Tank Drain System Included
- Included: Tool Kit, Oil Bottle, Oil Funnel and Battery

3 YEAR
WARRANTY

Running engines give off carbon monoxide, an odorless, colorless, poisonous gas so it is important to keep exhaust gas away from any windows, doors, ventilation intakes or crawl spaces. Not for indoor use. Milbank reserves the right to make changes in specifications and features shown without notice or discontinue the product described at any time without notice or obligation.


MILBANK
ENERGY AT WORK



Enclosed controls from Milbank are the perfect alternative to traditional “strut farm” structures, providing superior security and appearance while taking just a fraction of the time to install. All electrical equipment (lug landing, meter socket, distribution and control equipment) are protected inside an attractive, vandal-resistant Type 3R cabinet. Milbank generators can be paired with Milbank enclosed controls to offer a total package solution for back up power needs.

FEATURES

Typical Applications – Applications include traffic intersections, cell sites, phone company broadband service, cable TV, pump and lift stations.

Electrical Equipment – Electrical equipment including the generator receptacle, is built inside the pedestal giving it a clean appearance and making it extremely vandal resistant.

Pedestal – Each pedestal has been designed to handle a wide range of applications using standard, stocked configurations.

Available in custom colors.



Utility requirements for this equipment may vary. Always consult the serving utility for their requirements prior to ordering or installing this equipment. This product must be installed by a licensed electrician. Installation of this equipment may require local electrical inspector approval.

Contractor Benefits

Authorized Generator Technician Certification

BECOME A MILBANK AUTHORIZED GENERATOR TECHNICIAN



Become an Authorized Generator Technician with Milbank's certification class. This two-day technical course provides electrical contractors with the knowledge needed to install and perform warranty repairs on Milbank home standby generator units.

This hands-on certification training allows contractors to experience a simulated power outage and generator start-up process, view live sequence and industry-leading power management technology, and understand Milbank's live load management and load shedding capabilities.

Milbank's generator certification class is required for any licensed electrical contractor who would like to be authorized to perform field repairs under Milbank's warranty policies and procedures. This certification is not required for installing Milbank home generator systems or performing routine maintenance.



Contact Chad Palmer, Technical Training and Support Manager at 816-410-7253 or via email cpalmer@milbankworks.com or your local electrical distributor for more information.



The next natural disaster affecting your area is not a matter of **IF**, it's a matter of **WHEN**. And when that time comes, you need immediate world-class service. That's why Milbank offers OneSERT, your One-Stop Emergency Response Team to get you the product you need, when you need it.


During normal business hours Monday - Friday, 8 a.m. - 5 p.m. CST - call our office at 816-410-7346.

A single call to 800-227-5564 sets the OneSERT team in motion:

- After-hours call support 24 hours per day, 365 days per year
- Single point of contact to coordinate all aspects of the order
- Expedited product availability
- Optional solutions on product applications
- Fast, reliable service

When a natural disaster strikes your area, put the country's leading manufacturer of meter sockets and related products on your team. Call Milbank's OneSERT emergency line at 800-227-5564 or milbankworks.com/OneSERT.

Note: this program as well as emergency portable generator stock (pictured below) is available only to our current electrical distributors.



During Hurricane Sandy & Hurricane Irene, Milbank was able to react quickly and shipped thousands of portable generators to our electrical distributors across the country!

Milton Milbankian

800 - 227 - 5564

Running engines give off carbon monoxide, an odorless, colorless, poisonous gas so it is important to keep exhaust gas away from any windows, doors, ventilation intakes or crawl spaces. Not for indoor use. Milbank reserves the right to make changes in specifications and features shown without notice or discontinue the product described at any time without notice or obligation.

COMING SOON

(Summer 2014)

Manual Transfer Switch

- Available in 30 Amps & 60 Amps
- Digital meters
- Includes learn button for calculating maximum output of generator

Notes

MODEL NUMBER	MG08001 8kW	MG10002 10kW
Watts LP/NG	8,000W (LP) / 7,200W (NG)	10,000W (LP) / 9,000W (NG)
Main Breaker (Amps)	35	50
Amps LP/NG	33.3 / 29.9	41.7 / 37.5
Voltage	120/240V AC, Single Phase, 1.0 pf	120/240V AC, Single Phase, 1.0 pf
Alternator	Brushed	Brushed
Harmonic Distortion	Less than 5%	Less than 5%
Voltage Regulation	Automatic	Automatic
Fuel Type	Propane (LP), Natural Gas	Propane (LP), Natural Gas
Sound Rating (at 7 Meters)	76.8 dB	72.3 dB
Full Pressure Lubrication	Yes	Yes
Overcrank Protection	Yes	Yes
Dimensions (in inches: L x W x H)	28 x 24.4 x 35.1	28 x 24.4 x 35.1
Weight (Generator Only)	252 lbs	272 lbs
Orientation	Vertical	Vertical
Limited Warranty*	3 year P/L (limited)	3 year P/L (limited)
NFPA-37 Compliant	Yes	Yes
Cold Weather Kit	MG626201(sold separately)	MG111102 (sold separately)
Maintenance Kit	MG080022 (sold separately)	MG101222 (sold separately)
Turnkey Extras Included	Hour Meter, Battery Charger, Steel Base, External Automatic Shut-off Valve, Low Pressure Regulator, Thermally Protected Fuel System and Synthetic Oil	
FUEL CHARACTERISTICS		
Fuel Consumption LP (at 1/2 load)	37.6 Ft ³ /Hr 1.04 Gal/Hr 94,000 BTU	42.8 Ft ³ /Hr 1.18 Gal/Hr 107,000 BTU
Fuel Consumption NG (at 1/2 load)	94 Ft ³ /Hr 94,000 BTU	111 Ft ³ /Hr 111,000 BTU
Fuel Consumption LP (at full load)	56.4 Ft ³ /Hr 1.57 Gal/Hr 141,000 BTU	65.6 Ft ³ /Hr 1.82 Gal/Hr 164,000 BTU
Fuel Consumption NG (at full load)	121 Ft ³ /Hr 121,000 BTU	169 Ft ³ /Hr 169,000 BTU
Water Pressure * requires extra accomodation	NG 3.5* to 7" LP 11" - 14"	NG 3.5* to 7" LP 11" - 14"
BATTERY REQUIREMENTS		
Volts (standard/cold start)	12 Volt DC	12 Volt DC
Minimum AMPS (standard/cold start)	540 CCA / 800 CCA	540 CCA / 800 CCA
Type	Wet Lead Acid	Wet Lead Acid
Terminal Hardware	Top Post Type	Top Post Type
Dimensions (Max)	BCI size 26 or 51 (BCI size 24 cold start, less than 32°F)	BCI size 26 or 51 (BCI size 24 cold start, less than 32°F)
ENGINE SPECIFICATIONS		
Engine	500 cc Briggs & Stratton Intek	570 cc Briggs & Stratton Commercial Vanguard™V-Twin
Cylinders	1 Cylinder - 4 Cycle	2 Cylinder - 4 Cycle
Operating RPM	3600	3600
California Compliant	Yes	Yes

These generators are rated in accordance with UL 2200 and CSA Standard C22.2 No. 100-04. Fuel consumption rates are estimated based on normal operating conditions. Generator operation may be greatly affected by elevation and the cycling operation of multiple electrical appliances - fuel flow rates may vary depending on these factors. Installations must strictly comply with all applicable codes, industry standards, laws and regulations, installation manual. Other Generator/ Automatic Transfer Switch manufacturers products are not compatible with Milbank Home Generator Systems. Improper installation voids all warranty. Milbank reserves the right to make changes in specifications and features shown without notice or discontinue the product described at any time without notice or obligation. † Current model available is 15KW CARB.

Technical Specifications

MG12002 12kW	MG17001 17kW	MG20003 20kW
12,000W (LP) / 11,000W (NG)	17,000W (LP) / 15,300W (NG)	20,000W (LP) / 18,000W (NG)
60	80	100
50 / 45.8	67 / 60	83.3 / 75
120/240V AC, Single Phase, 1.0 pf	120/240V AC, Single Phase, 1.0 pf	120/240V AC, Single Phase, 1.0 pf
Brushed	Brushed	Brushed
Less than 5%	Less than 5%	Less than 5%
Automatic	Automatic	Automatic
Propane (LP), Natural Gas	Propane (LP), Natural Gas	Propane (LP), Natural Gas
74.5 dB	69.1 dB, 3600 RPM, per ISO 3744	69.1 dB, 3600 RPM, per ISO 3744
Yes	Yes	Yes
Yes	Yes	Yes
34.6 x 39.4 x 38.5	48 x 34 x 31	48 x 34 x 31
535 lbs	484 lbs	500 lbs
Vertical	Horizontal	Horizontal
4 year P/L (limited)	4 year P/L (limited)	4 year P/L (limited)
Yes	Yes	Yes
MG111102 (sold separately)	MG623101 (sold separately)	MG623101 (sold separately)
MG121822 (sold separately)	MG151822 (sold separately)	MG151822 (sold separately)
Hour Meter, Battery Charger, Steel Base, External Automatic Shut-off Valve, Low Pressure Regulator, Thermally Protected Fuel System and Synthetic Oil, Wired Remote Status Monitor	Hour Meter, Battery Charger, Steel Base, External Automatic Shut-off Valve, Low Pressure Regulator, Thermally Protected Fuel System and Synthetic Oil 12002	
51 Ft ³ /Hr 1.42 Gal/Hr 127,000 BTU	74 Ft ³ /Hr 2.06 Gal/Hr 185,000 BTU	83 Ft ³ /Hr 2.31 Gal/Hr 207,500 BTU
119.46 Ft ³ /Hr 119,460 BTU	170 Ft ³ /Hr 70,000 BTU	187 Ft ³ /Hr 187,000 BTU
85.32 Ft ³ /Hr 2.37 Gal/Hr 213,000 BTU	118 Ft ³ /Hr 3.28 Gal/Hr 295,000 BTU	135 Ft ³ /Hr 3.75 Gal/Hr 337,500 BTU
197 Ft ³ /Hr 197,000 BTU	248 Ft ³ /Hr 248,000 BTU	260 Ft ³ /Hr 260,000 BTU
NG 3.5* to 7" LP 11" - 14"	NG 3.5* to 7" LP 11" - 14"	NG 3.5* to 7" LP 11" - 14"
12 Volt DC	12 Volt DC	12 Volt DC
600 CCA	540 CCA / 630 CCA	540 CCA / 630 CCA
Absorbed Glass Mat	Wet Lead Acid	Wet Lead Acid
M6 Hardware	Top Post Type	Top Post Type
5.5"W x 9"L x 8.9"H (including posts)	BCI size 26 (BCI size 75 cold start, less than 32°F)	BCI size 26 (BCI size 75 cold start, less than 32°F)
803 cc Briggs & Stratton Professional Series™ V-Twin	993 cc Briggs & Stratton Commercial Vanguard™ V-Twin	
2 Cylinder - 4 Cycle	2 Cylinder - 4 Cycle	2 Cylinder - 4 Cycle
3600	3600	3600
Yes	Yes	Yes

MODEL NUMBER	MG2524011BS 25kW	MG3524011BS 35kW
Watts LP/NG	25,000W (LP) / 25,000W (NG)	35,000W (LP) / 31,500W (NG)
Main Breaker (Amps)	125	200
Amps LP/NG	104.2 / 104.2	146 / 131
Voltage	120/240V AC, Single Phase, 1.0	120/240V AC, Single Phase, 1.0 pf
Alternator	Brushless	Brushless
Harmonic Distortion	Less than 5%	Less than 5%
Voltage Regulation	Automatic	Automatic
Fuel Type	Propane (LP), Natural Gas	Propane (LP), Natural Gas
Sound Rating (at 7 Meters)	65dB	68dB
Full Pressure Lubrication	Yes	Yes
Overcrank Protection	Yes	Yes
Dimensions (in inches: L x W x H)	70 x 32 x 37	84.4 x 39.5 x 42.5
Weight (Generator Only)	1,056	1,469
Orientation	Horizontal	Horizontal
Limited Warranty*	4 year P/L (limited)	4 year P/L (limited)
NFPA-37 Compliant	No	Yes
Engine Block Heater	MG627001 (sold separately)	MG624101 (sold separately)
Maintenance Kit	MG626801 (sold separately)	MG300022 (sold separately)
Turnkey Extras Included	Hour Meter, Battery Charger, and API SL 10W-30 Oil	Hour Meter, Battery Charger, and API SL 10W-30 Oil
FUEL CHARACTERISTICS		
Fuel Consumption LP (at 1/2 load)	262,500 BTU/Hr 105 Ft. 3/Hr 2.9 Gal/Hr	292,900 BTU/Hr 117 Ft. 3/Hr 3.1 Gal/Hr
Fuel Consumption NG (at 1/2 load)	252,000 BTU/Hr 252 Ft3/H	282,000 BTU/Hr 282 Ft3/Hr
Fuel Consumption LP (at full load)	387,000 BTU/Hr 155 Ft3/Hr 4.3 Gal/Hr	465,100 BTU/Hr 186 Ft3/Hr 4.9 Gal/Hr
Fuel Consumption NG (at full load)	368,100 BTU/Hr 368 Ft3/Hr	458,800 BTU/Hr 458 Ft3/Hr
Water Pressure	NG + LP 5" to 11"	NG + LP 7" to 11"
BATTERY REQUIREMENTS		
Volts (standard/cold start)	12 Volt DC	12 Volt DC
Minimum AMPS (standard/cold start)	650 CCA	650 CCA
Type	VRLA (Valve Regulated Lead Acid)	VRLA (Valve Regulated Lead Acid)
Terminal Hardware	Top Post Type	Top Post Type
Dimensions (Max)	7.5" x 11.25" x 10.0"	7.5" x 11.25" x 10.0"
ENGINE SPECIFICATIONS		
Engine	Briggs & Stratton™ 1.6L	GM Vortec™ 3.0L Industrial Powertrain
Cylinders	Inline 4 Cylinder, 4-Cycle	Inline 4 Cylinder, 4-Cycle
Operating RPM	1800	1800
California Compliant	Yes	Yes

These generators are rated in accordance with UL 2200 and CSA Standard C22.2 No. 100-04. Fuel consumption rates are estimated based on normal operating conditions. Generator operation may be greatly affected by elevation and the cycling operation of multiple electrical appliances - fuel flow rates may vary depending on these factors. Installations must strictly comply with all applicable codes, industry standards, laws and regulations, installation manual. Other Generator/Automatic Transfer Switch manufacturers products are not compatible with Milbank Home Generator Systems. Improper installation voids all warranty. Milbank reserves the right to make changes in specifications and features shown without notice or discontinue the product described at any time without notice or obligation.

Technical Specifications

MG3520831WIN 35kW	MG3524031WIN 35kW	MG3524031DIN 35kW
35,000W (LP) / 31,500W (NG)	35,000W (LP) / 31,500W (NG)	35,000W (LP) / 31,500W (NG)
150	125	125
121 / 109	105 / 95	105 / 95
120/208V AC, 3-Phase, 0.8 pf	139/240V AC, 3-Phase, 0.8 pf	120/240V AC, 3--Phase, 0.8 pf
Brushless	Brushless	Brushless
Less than 5%	Less than 5%	Less than 5%
Automatic	Automatic	Automatic
Propane (LP), Natural Gas	Propane (LP), Natural Gas	Propane (LP), Natural Gas
68dB	68dB	68dB
Yes	Yes	Yes
Yes	Yes	Yes
84.4 x 39.5 x 42.5	84.4 x 39.5 x 42.5	84.4 x 39.5 x 42.5
1,469	1,469	1,469
Horizontal	Horizontal	Horizontal
4 year P/L (limited)	4 year P/L (limited)	4 year P/L (limited)
Yes	Yes	Yes
MG624101 (sold separately)	MG624101 (sold separately)	MG624101 (sold separately)
MG300022 (sold separately)	MG300022 (sold separately)	MG300022 (sold separately)
Hour Meter, Battery Charger, and API SL 10W-30 Oil	Hour Meter, Battery Charger, and API SL 10W-30 Oil	Hour Meter, Battery Charger, and API SL 10W-30 Oil
292,900 BTU/Hr 117 Ft. 3/Hr 3.1 Gal/Hr	292,900 BTU/Hr 117 Ft. 3/Hr 3.1 Gal/Hr	292,900 BTU/Hr 117 Ft. 3/Hr 3.1 Gal/Hr
282,000 BTU/Hr 282 Ft3/Hr	282,000 BTU/Hr 282 Ft3/Hr	282,000 BTU/Hr 282 Ft3/Hr
465,100 BTU/Hr 186 Ft3/Hr 4.9 Gal/Hr	465,100 BTU/Hr 186 Ft3/Hr 4.9 Gal/Hr	465,100 BTU/Hr 186 Ft3/Hr 4.9 Gal/Hr
458,800 BTU/Hr 458 Ft3/Hr	458,800 BTU/Hr 458 Ft3/Hr	458,800 BTU/Hr 458 Ft3/Hr
NG + LP 7" to 11"	NG + LP 7" to 11"	NG + LP 7" to 11"
12 Volt DC	12 Volt DC	12 Volt DC
650 CCA	650 CCA	650 CCA
VRLA (Valve Regulated Lead Acid)	VRLA (Valve Regulated Lead Acid)	VRLA (Valve Regulated Lead Acid)
Top Post Type	Top Post Type	Top Post Type
7.5" x 11.25" x 10.0"	7.5" x 11.25" x 10.0"	7.5" x 11.25" x 10.0"
GM Vortec™ 3.0L Industrial Powertrain	GM Vortec™ 3.0L Industrial Powertrain	GM Vortec™ 3.0L Industrial Powertrain
Inline 4 Cylinder, 4-Cycle	Inline 4 Cylinder, 4-Cycle	Inline 4 Cylinder, 4-Cycle
1800	1800	1800
Yes	Yes	Yes

MODEL NUMBER	MG3548031WIN 35kW	MG3524011IL 35kW
Watts LP/NG	35,000W (LP) / 31,500 (NG)	35,000W (LP) / 31,500 (NG)
Main Breaker (Amps)	70	200
Amps LP/NG	61/55	146/131
Voltage	277/480V AC, 3-Phase, 0.8 pf	120/240V AC, Single Phase, 1.0 pf
Alternator	Brushless	Brushless
Harmonic Distortion	Less than 5%	Less than 5%
Voltage Regulation	Automatic	Automatic
Fuel Type	Propane (LP), Natural Gas	Propane (LP), Natural Gas
Sound Rating (at 7 Meters)	68dB	68dB
Full Pressure Lubrication	Yes	Yes
Overcrank Protection	Yes	Yes
Dimensions (in inches: L x W x H)	84.4" x 39.5" x 42.5"	84.4" x 39.5" x 42.5"
Weight (Generator Only)	1,469	1,469
Orientation	Horizontal	Horizontal
Limited Warranty*	4 year P/L (Limited)	4 year P/L (Limited)
NFPA-37 Compliant	Yes	Yes
Engine Block Heater	MG624101	MG624101
Maintenance Kit	MG300022	MG300022
Turnkey Extras Included	Hour Meter, Battery Charger, Steel Base, External Automatic Shut-off Valve, Low Pressure	Hour Meter, Battery Charger, Steel Base, External Automatic Shut-off Valve, Low Pressure
FUEL CHARACTERISTICS		
Fuel Consumption LP (at 1/2 load)	292,900 BTU/Hr 117 Ft. 3/Hr 3.1 Gal/Hr	292,900 BTU/Hr 117 Ft. 3/Hr 3.1 Gal/Hr
Fuel Consumption NG (at 1/2 load)	282,000 BTU/Hr 282 Ft3/Hr	282,000 BTU/Hr 282 Ft3/Hr
Fuel Consumption LP (at full load)	465,100 BTU/Hr 186 Ft3/Hr 4.9 Gal/Hr	465,100 BTU/Hr 186 Ft3/Hr 4.9 Gal/Hr
Fuel Consumption NG (at full load)	458,800 BTU/Hr 458 Ft3/Hr	458,800 BTU/Hr 458 Ft3/Hr
Water Pressure	NG + LP 7 to 11"	NG + LP 7 to 11"
BATTERY REQUIREMENTS		
Volts (standard/cold start)	12 Volt DC	12 Volt DC
Minimum AMPS (standard/cold start)	650 CCA	650 CCA
Type	Lead Acid	Lead Acid
Terminal Hardware	Top Post Type	Top Post Type
Dimensions (Max)	7.5"W x 11.25"L x 10"H	7.5"W x 11.25"L x 10"H
ENGINE SPECIFICATIONS		
Engine	GM Vortec 3.0L	GM Vortec 5.0L
Cylinders	4 Cylinder, 4-Cycle	8 Cylinder, 4-Cycle
Operating RPM	1,800	1,800
California Compliant	Yes	Yes

These generators are rated in accordance with UL 2200 and CSA Standard C22.2 No. 100-04. Fuel consumption rates are estimated based on normal operating conditions. Generator operation may be greatly affected by elevation and the cycling operation of multiple electrical appliances - fuel flow rates may vary depending on these factors. Installations must strictly comply with all applicable codes, industry standards, laws and regulations, installation manual. Other Generator/Automatic Transfer Switch manufacturers products are not compatible with Milbank Home Generator Systems. Improper installation voids all warranty. Milbank reserves the right to make changes in specifications and features shown without notice or discontinue the product described at any time without notice or obligation.

Technical Specifications

35
35kW

MG3520831WIL 35kW	MG3524031WIL 35kW	MG3524031DIL 35kW
35,000W (LP) / 31,500 (NG)	35,000W (LP) / 31,500 (NG)	35,000W (LP) / 31,500 (NG)
150	125	125
150	105/95	105/95
120/208V AC, 3-Phase, 0.8 pf	139/240V AC, 3-Phase, 0.8 pf	120/240V AC, 3-Phase, 0.8 pf
Brushless	Brushless	Brushless
Less than 5%	Less than 5%	Less than 5%
Automatic	Automatic	Automatic
Propane (LP), Natural Gas	Propane (LP), Natural Gas	Propane (LP), Natural Gas
68dB	68dB	68dB
Yes	Yes	Yes
Yes	Yes	Yes
84.4" x 39.5" x 42.5"	84.4" x 39.5" x 42.5"	84.4" x 39.5" x 42.5"
1,469	1,469	1,469
Horizontal	Horizontal	Horizontal
4 year P/L (Limited)	4 year P/L (Limited)	4 year P/L (Limited)
Yes	Yes	Yes
MG624101	MG624101	MG624101
MG300022	MG300022	MG300022
Hour Meter, Battery Charger, Steel Base, External Automatic Shut-off Valve, Low Pressure	Hour Meter, Battery Charger, Steel Base, External Automatic Shut-off Valve, Low Pressure	Hour Meter, Battery Charger, Steel Base, External Automatic Shut-off Valve, Low Pressure
292,900 BTU/Hr 117 Ft. 3/Hr 3.1 Gal/Hr	292,900 BTU/Hr 117 Ft. 3/Hr 3.1 Gal/Hr	292,900 BTU/Hr 117 Ft. 3/Hr 3.1 Gal/Hr
282,000 BTU/Hr 282 Ft3/Hr	282,000 BTU/Hr 282 Ft3/Hr	282,000 BTU/Hr 282 Ft3/Hr
465,100 BTU/Hr 186 Ft3/Hr 4.9 Gal/Hr	465,100 BTU/Hr 186 Ft3/Hr 4.9 Gal/Hr	465,100 BTU/Hr 186 Ft3/Hr 4.9 Gal/Hr
458,800 BTU/Hr 458 Ft3/Hr	458,800 BTU/Hr 458 Ft3/Hr	458,800 BTU/Hr 458 Ft3/Hr
NG + LP 7 to 11"	NG + LP 7 to 11"	NG + LP 7 to 11"
12 Volt DC	12 Volt DC	12 Volt DC
650 CCA	650 CCA	650 CCA
Lead Acid	Lead Acid	Lead Acid
Top Post Type	Top Post Type	Top Post Type
7.5"W x 11.25"L x 10"H	7.5"W x 11.25"L x 10"H	7.5"W x 11.25"L x 10"H
GM Vortec 3.0L	GM Vortec 3.0L	GM Vortec 3.0L
4 Cylinder, 4-Cycle	4 Cylinder, 4-Cycle	4 Cylinder, 4-Cycle
1,800	1,800	1,800
Yes	Yes	Yes

MODEL NUMBER	MG3548031WIL 35kW	MG4824011BS 48kW
Watts LP/NG	35,000W (LP) / 31,500 (NG)	48,000 (LP) / 43,200 (NG)
Main Breaker (Amps)	70	200
Amps LP/NG	61/55	200/180
Voltage	277/480V AC, 3-Phase, 0.8 pf	120/240V AC, Single Phase, 1.0 pf
Alternator	Brushless	Brushless
Harmonic Distortion	Less than 5%	Less than 5%
Voltage Regulation	Automatic	Automatic
Fuel Type	Propane (LP), Natural Gas	Propane (LP), Natural Gas
Sound Rating (at 7 Meters)	68dB	66dB
Full Pressure Lubrication	Yes	Yes
Overcrank Protection	Yes	Yes
Dimensions (in inches: L x W x H)	84.4" x 39.5" x 42.5"	98.5" x 39.5" x 44"
Weight (Generator Only)	1,469	1890
Orientation	Horizontal	Horizontal
Limited Warranty*	4 year P/L (Limited)	4 year P/L (Limited)
NFPA-37 Compliant	Yes	Yes
Engine Block Heater	MG624101	MG624101
Maintenance Kit	MG300022	MG300022
Turnkey Extras Included	Hour Meter, Battery Charger, Steel Base, External Automatic Shut-off Valve, Low Pressure	Hour Meter, Battery Charger, Steel Base, External Automatic Shut-off Valve, Low Pressure
FUEL CHARACTERISTICS		
Fuel Consumption LP (at 1/2 load)	292,900 BTU/Hr 117 Ft. 3/Hr 3.1 Gal/Hr	462,500 BTU/Hr 185 Ft3/Hr 4.8 Gal/Hr
Fuel Consumption NG (at 1/2 load)	282,000 BTU/Hr 282 Ft3/Hr	429,000 BTU/Hr 429 Ft3/Hr
Fuel Consumption LP (at full load)	465,100 BTU/Hr 186 Ft3/Hr 4.9 Gal/Hr	785,000 BTU/Hr 314 Ft3/Hr 8.2 Gal/Hr
Fuel Consumption NG (at full load)	458,800 BTU/Hr 458 Ft3/Hr	717,000 BTU/Hr 717 Ft3/Hr
Water Pressure	NG + LP 7 to 11"	NG + LP 7 to 11"
BATTERY REQUIREMENTS		
Volts (standard/cold start)	12 Volt DC	12 Volt DC
Minimum AMPS (standard/cold start)	650 CCA	650 CCA
Type	Lead Acid	Lead Acid
Terminal Hardware	Top Post Type	Top Post Type
Dimensions (Max)	7.5"W x 11.25"L x 10"H	7.5"W x 11.25"L x 10"H
ENGINE SPECIFICATIONS		
Engine	GM Vortec 3.0L	GM Vortec 5.0L
Cylinders	4 Cylinder, 4-Cycle	8 Cylinder, 4-Cycle
Operating RPM	1,800	1,800
California Compliant	Yes	Yes

These generators are rated in accordance with UL 2200 and CSA Standard C22.2 No. 100-04. Fuel consumption rates are estimated based on normal operating conditions. Generator operation may be greatly affected by elevation and the cycling operation of multiple electrical appliances - fuel flow rates may vary depending on these factors. Installations must strictly comply with all applicable codes, industry standards, laws and regulations, installation manual. Other Generator/Automatic Transfer Switch manufacturers products are not compatible with Milbank Home Generator Systems. Improper installation voids all warranty. Milbank reserves the right to make changes in specifications and features shown without notice or discontinue the product described at any time without notice or obligation.

Technical Specifications

MG4820831WIN 48kW	MG4824031WIN 48kW	MG4824031DIN 48kW
48,000 (LP) / 43,200 (NG)	48,000 (LP) / 43,200 (NG)	48,000 (LP) / 43,200 (NG)
167	144	144
167/150	144/140	144/140
120/208V AC, 3-Phase, 0.8 pf	139/240V AC, 3-Phase, 0.8 pf	120/240V AC, 3-Phase, 0.8 pf
Brushless	Brushless	Brushless
Less than 5%	Less than 5%	Less than 5%
Automatic	Automatic	Automatic
Propane (LP), Natural Gas	Propane (LP), Natural Gas	Propane (LP), Natural Gas
66dB	66dB	66dB
Yes	Yes	Yes
Yes	Yes	Yes
98.5" x 39.5" x 44"	98.5" x 39.5" x 44"	98.5" x 39.5" x 44"
1890	1890	1890
Horizontal	Horizontal	Horizontal
4 year P/L (Limited)	4 year P/L (Limited)	4 year P/L (Limited)
Yes	Yes	Yes
MG624101	MG624101	MG624101
MG300022	MG300022	MG300022
Hour Meter, Battery Charger, Steel Base, External Automatic Shut-off Valve, Low Pressure	Hour Meter, Battery Charger, Steel Base, External Automatic Shut-off Valve, Low Pressure	Hour Meter, Battery Charger, Steel Base, External Automatic Shut-off Valve, Low Pressure
462,500 BTU/Hr 185 Ft3/Hr 4.8 Gal/Hr	462,500 BTU/Hr 185 Ft3/Hr 4.8 Gal/Hr	462,500 BTU/Hr 185 Ft3/Hr 4.8 Gal/Hr
429,000 BTU/Hr 429 Ft3/Hr	429,000 BTU/Hr 429 Ft3/Hr	429,000 BTU/Hr 429 Ft3/Hr
785,000 BTU/Hr 314 Ft3/Hr 8.2 Gal/Hr	785,000 BTU/Hr 314 Ft3/Hr 8.2 Gal/Hr	785,000 BTU/Hr 314 Ft3/Hr 8.2 Gal/Hr
717,000 BTU/Hr 717 Ft3/Hr	717,000 BTU/Hr 717 Ft3/Hr	717,000 BTU/Hr 717 Ft3/Hr
NG + LP 7 to 11"	NG + LP 7 to 11"	NG + LP 7 to 11"
12 Volt DC	12 Volt DC	12 Volt DC
650 CCA	650 CCA	650 CCA
Lead Acid	Lead Acid	Lead Acid
Top Post Type	Top Post Type	Top Post Type
7.5"W x 11.25"L x 10"H	7.5"W x 11.25"L x 10"H	7.5"W x 11.25"L x 10"H
GM Vortec 3.0L	GM Vortec 3.0L	GM Vortec 3.0L
8 Cylinder, 4-Cycle	8 Cylinder, 4-Cycle	4 Cylinder, 4-Cycle
1,800	1,800	1,800
Yes	Yes	Yes

MODEL NUMBER	MG4848031WIN 48kW	MG4824011IL 48kW
Watts LP/NG	48,000 (LP) / 43,200 (NG)	48,000 (LP) / 43,200 (NG)
Main Breaker (Amps)	73	200
Amps LP/NG	73/65	200/180
Voltage	277/480V AC, 3-Phase, 0.8 pf	120/240V AC, Single Phase, 1.0 pf
Alternator	Brushless	Brushless
Harmonic Distortion	Less than 5%	Less than 5%
Voltage Regulation	Automatic	Automatic
Fuel Type	Propane (LP), Natural Gas	Propane (LP), Natural Gas
Sound Rating (at 7 Meters)	66dB	66dB
Full Pressure Lubrication	Yes	Yes
Overcrank Protection	Yes	Yes
Dimensions (in inches: L x W x H)	98.5" x 39.5" x 44"	98.5" x 39.5" x 44"
Weight (Generator Only)	1890	1890
Orientation	Horizontal	Horizontal
Limited Warranty*	4 year P/L (Limited)	4 year P/L (Limited)
NFPA-37 Compliant	Yes	Yes
Engine Block Heater	MG624101	MG624101
Maintenance Kit	MG300022	MG300022
Turnkey Extras Included	Hour Meter, Battery Charger, Steel Base, External Automatic Shut-off Valve, Low Pressure	Hour Meter, Battery Charger, Steel Base, External Automatic Shut-off Valve, Low Pressure
FUEL CHARACTERISTICS		
Fuel Consumption LP (at 1/2 load)	462,500 BTU/Hr 185 Ft3/Hr 4.8 Gal/Hr	462,500 BTU/Hr 185 Ft3/Hr 4.8 Gal/Hr
Fuel Consumption NG (at 1/2 load)	429,000 BTU/Hr 429 Ft3/Hr	429,000 BTU/Hr 429 Ft3/Hr
Fuel Consumption LP (at full load)	785,000 BTU/Hr 314 Ft3/Hr 8.2 Gal/Hr	785,000 BTU/Hr 314 Ft3/Hr 8.2 Gal/Hr
Fuel Consumption NG (at full load)	717,000 BTU/Hr 717 Ft3/Hr	717,000 BTU/Hr 717 Ft3/Hr
Water Pressure	NG + LP 7 to 11"	NG + LP 7 to 11"
BATTERY REQUIREMENTS		
Volts (standard/cold start)	12 Volt DC	12 Volt DC
Minimum AMPS (standard/cold start)	650 CCA	650 CCA
Type	Lead Acid	Lead Acid
Terminal Hardware	Top Post Type	Top Post Type
Dimensions (Max)	7.5"W x 11.25"L x 10"H	7.5"W x 11.25"L x 10"H
ENGINE SPECIFICATIONS		
Engine	GM Vortec 3.0L	GM Vortec 5.0L
Cylinders	4 Cylinder, 4-Cycle	8 Cylinder, 4-Cycle
Operating RPM	1,800	1,800
California Compliant	Yes	Yes

These generators are rated in accordance with UL 2200 and CSA Standard C22.2 No. 100-04. Fuel consumption rates are estimated based on normal operating conditions. Generator operation may be greatly affected by elevation and the cycling operation of multiple electrical appliances - fuel flow rates may vary depending on these factors. Installations must strictly comply with all applicable codes, industry standards, laws and regulations, installation manual. Other Generator/Automatic Transfer Switch manufacturers products are not compatible with Milbank Home Generator Systems. Improper installation voids all warranty. Milbank reserves the right to make changes in specifications and features shown without notice or discontinue the product described at any time without notice or obligation.

Technical Specifications

MG4820831WIL 48kW	MG4824031WIL 48kW	MG4824031DIL 48kW
48,000 (LP) / 43,200 (NG)	48,000 (LP) / 43,200 (NG)	48,000 (LP) / 43,200 (NG)
167	144	144
167/150	144/140	144/140
120/208V AC, 3-Phase, 0.8 pf	139/240V AC, 3-Phase, 0.8 pf	120/240V AC, 3-Phase, 0.8 pf
Brushless	Brushless	Brushless
Less than 5%	Less than 5%	Less than 5%
Automatic	Automatic	Automatic
Propane (LP), Natural Gas	Propane (LP), Natural Gas	Propane (LP), Natural Gas
66dB	66dB	66dB
Yes	Yes	Yes
Yes	Yes	Yes
98.5" x 39.5" x 44"	98.5" x 39.5" x 44"	98.5" x 39.5" x 44"
1890	1890	1890
Horizontal	Horizontal	Horizontal
4 year P/L (Limited)	4 year P/L (Limited)	4 year P/L (Limited)
Yes	Yes	Yes
MG624101	MG624101	MG624101
MG300022	MG300022	MG300022
Hour Meter, Battery Charger, Steel Base, External Automatic Shut-off Valve, Low Pressure	Hour Meter, Battery Charger, Steel Base, External Automatic Shut-off Valve, Low Pressure	Hour Meter, Battery Charger, Steel Base, External Automatic Shut-off Valve, Low Pressure
462,500 BTU/Hr 185 Ft3/Hr 4.8 Gal/Hr	462,500 BTU/Hr 185 Ft3/Hr 4.8 Gal/Hr	462,500 BTU/Hr 185 Ft3/Hr 4.8 Gal/Hr
429,000 BTU/Hr 429 Ft3/Hr	429,000 BTU/Hr 429 Ft3/Hr	429,000 BTU/Hr 429 Ft3/Hr
785,000 BTU/Hr 314 Ft3/Hr 8.2 Gal/Hr	785,000 BTU/Hr 314 Ft3/Hr 8.2 Gal/Hr	785,000 BTU/Hr 314 Ft3/Hr 8.2 Gal/Hr
717,000 BTU/Hr 717 Ft3/Hr	717,000 BTU/Hr 717 Ft3/Hr	717,000 BTU/Hr 717 Ft3/Hr
NG + LP 7 to 11"	NG + LP 7 to 11"	NG + LP 7 to 11"
12 Volt DC	12 Volt DC	12 Volt DC
650 CCA	650 CCA	650 CCA
Lead Acid	Lead Acid	Lead Acid
Top Post Type	Top Post Type	Top Post Type
7.5"W x 11.25"L x 10"H	7.5"W x 11.25"L x 10"H	7.5"W x 11.25"L x 10"H
GM Vortec 3.0L	GM Vortec 3.0L	GM Vortec 3.0L
8 Cylinder, 4-Cycle	8 Cylinder, 4-Cycle	4 Cylinder, 4-Cycle
1,800	1,800	1,800
Yes	Yes	Yes

MODEL NUMBER	MG4848031WIL 48kW	MG6024011BS 60kW
Watts LP/NG	48,000 (LP) / 43,200 (NG)	60,000 (LP) / 54,000 (NG)
Main Breaker (Amps)	73	275
Amps LP/NG	73/65	250/225
Voltage	277/480V AC, 3-Phase, 0.8 pf	120/240V AC, Single Phase, 1.0 pf
Alternator	Brushless	Brushless
Harmonic Distortion	Less than 5%	Less than 5%
Voltage Regulation	Automatic	Automatic
Fuel Type	Propane (LP), Natural Gas	Propane (LP), Natural Gas
Sound Rating (at 7 Meters)	66dB	66dB
Full Pressure Lubrication	Yes	Yes
Overcrank Protection	Yes	Yes
Dimensions (in inches: L x W x H)	98.5" x 39.5" x 44"	98.5" x 39.5" x 44"
Weight (Generator Only)	1890	1890
Orientation	Horizontal	Horizontal
Limited Warranty*	4 year P/L (Limited)	4 year P/L (Limited)
NFPA-37 Compliant	Yes	Yes
Engine Block Heater	MG624101	MG624201
Maintenance Kit	MG300022	MG450022
Turnkey Extras Included	Hour Meter, Battery Charger, Steel Base, External Automatic Shut-off Valve, Low Pressure	Hour Meter, Battery Charger, Steel Base, External Automatic Shut-off Valve, Low Pressure
FUEL CHARACTERISTICS		
Fuel Consumption LP (at 1/2 load)	462,500 BTU/Hr 185 Ft3/Hr 4.8 Gal/Hr	500,000 BTU/Hr 200 Ft3/Hr 5.2 Gal/Hr
Fuel Consumption NG (at 1/2 load)	429,000 BTU/Hr 429 Ft3/Hr	463,000 BTU/Hr 463 Ft3/Hr
Fuel Consumption LP (at full load)	785,000 BTU/Hr 314 Ft3/Hr 8.2 Gal/Hr	762,500 BTU/Hr 345 Ft3/Hr 9 Gal/Hr
Fuel Consumption NG (at full load)	717,000 BTU/Hr 717 Ft3/Hr	788,000 BTU/Hr 788 Ft3/Hr
Water Pressure	NG + LP 7 to 11"	NG + LP 7 to 11"
BATTERY REQUIREMENTS		
Volts (standard/cold start)	12 Volt DC	12 Volt DC
Minimum AMPS (standard/cold start)	650 CCA	650 CCA
Type	Lead Acid	Lead Acid
Terminal Hardware	Top Post Type	Top Post Type
Dimensions (Max)	7.5"W x 11.25"L x 10"H	7.5"W x 11.25"L x 10"H
ENGINE SPECIFICATIONS		
Engine	GM Vortec 3.0L	GM Vortec 5.0L
Cylinders	8 Cylinder, 4-Cycle	8 Cylinder, 4-Cycle
Operating RPM	1,800	1,800
California Compliant	Yes	Yes

These generators are rated in accordance with UL 2200 and CSA Standard C22.2 No. 100-04. Fuel consumption rates are estimated based on normal operating conditions. Generator operation may be greatly affected by elevation and the cycling operation of multiple electrical appliances - fuel flow rates may vary depending on these factors. Installations must strictly comply with all applicable codes, industry standards, laws and regulations, installation manual. Other Generator/Automatic Transfer Switch manufacturers products are not compatible with Milbank Home Generator Systems. Improper installation voids all warranty. Milbank reserves the right to make changes in specifications and features shown without notice or discontinue the product described at any time without notice or obligation.

Technical Specifications

41
48-62kW

MG6220831WIN 62kW	MG6224031WIN 62kW	MG6224031DIN 62kW
62,000 (LP) / 55,800 (NG)	62,000 (LP) / 55,800 (NG)	62,000 (LP) / 55,800 (NG)
225	225	225
215/194	186/168	186/168
120/208V AC, 3-Phase, 0.8 pf	139/240V AC, 3-Phase, 0.8 pf	120/240V AC, 3-Phase, 0.8 pf
Brushless	Brushless	Brushless
Less than 5%	Less than 5%	Less than 5%
Automatic	Automatic	Automatic
Propane (LP), Natural Gas	Propane (LP), Natural Gas	Propane (LP), Natural Gas
66dB	66dB	66dB
Yes	Yes	Yes
Yes	Yes	Yes
98.5" x 39.5" x 44"	98.5" x 39.5" x 44"	98.5" x 39.5" x 44"
1890	1890	1890
Horizontal	Horizontal	Horizontal
4 year P/L (Limited)	4 year P/L (Limited)	4 year P/L (Limited)
Yes	Yes	Yes
MG624201	MG624201	MG624201
MG450022	MG450022	MG450022
Hour Meter, Battery Charger, Steel Base, External Automatic Shut-off Valve, Low Pressure	Hour Meter, Battery Charger, Steel Base, External Automatic Shut-off Valve, Low Pressure	Hour Meter, Battery Charger, Steel Base, External Automatic Shut-off Valve, Low Pressure
500,000 BTU/Hr 200 Ft3/Hr 5.2 Gal/Hr	500,000 BTU/Hr 200 Ft3/Hr 5.2 Gal/Hr	500,000 BTU/Hr 200 Ft3/Hr 5.2 Gal/Hr
463,000 BTU/Hr 463 Ft3/Hr	463,000 BTU/Hr 463 Ft3/Hr	463,000 BTU/Hr 463 Ft3/Hr
762,500 BTU/Hr 345 Ft3/Hr 9 Gal/Hr	762,500 BTU/Hr 345 Ft3/Hr 9 Gal/Hr	762,500 BTU/Hr 345 Ft3/Hr 9 Gal/Hr
788,000 BTU/Hr 788 Ft3/Hr	788,000 BTU/Hr 788 Ft3/Hr	788,000 BTU/Hr 788 Ft3/Hr
NG + LP 7 to 11"	NG + LP 7 to 11"	NG + LP 7 to 11"
12 Volt DC	12 Volt DC	12 Volt DC
650 CCA	650 CCA	650 CCA
Lead Acid	Lead Acid	Lead Acid
Top Post Type	Top Post Type	Top Post Type
7.5"W x 11.25"L x 10"H	7.5"W x 11.25"L x 10"H	7.5"W x 11.25"L x 10"H
GM Vortec 3.0L	GM Vortec 3.0L	GM Vortec 3.0L
8 Cylinder, 4-Cycle	8 Cylinder, 4-Cycle	8 Cylinder, 4-Cycle
1,800	1,800	1,800
Yes	Yes	Yes

MODEL NUMBER	MG6248031WIN 62kW	MG6248031WIN 60kW
Watts LP/NG	62,000 (LP) / 55,800 (NG)	60,000 (LP) / 54,000 (NG)
Main Breaker (Amps)	110	275
Amps LP/NG	93/84	250/225
Voltage	277/480V AC, 3-Phase, 0.8 pf	120/240V AC, Single Phase, 1.0 pf
Alternator	Brushless	Brushless
Harmonic Distortion	Less than 5%	Less than 5%
Voltage Regulation	Automatic	Automatic
Fuel Type	Propane (LP), Natural Gas	Propane (LP), Natural Gas
Sound Rating (at 7 Meters)	66dB	66dB
Full Pressure Lubrication	Yes	Yes
Overcrank Protection	Yes	Yes
Dimensions (in inches: L x W x H)	98.5" x 39.5" x 44"	98.5" x 39.5" x 44"
Weight (Generator Only)	1890	1890
Orientation	Horizontal	Horizontal
Limited Warranty*	4 year P/L (Limited)	4 year P/L (Limited)
NFPA-37 Compliant	Yes	Yes
Engine Block Heater	MG624201	MG624201
Maintenance Kit	MG450022	MG450022
Turnkey Extras Included	Hour Meter, Battery Charger, Steel Base, External Automatic Shut-off Valve, Low Pressure Regulator, Thermally Protected Fuel System, Radiator Fluid, Synthetic Oil	Hour Meter, Battery Charger, Steel Base, External Automatic Shut-off Valve, Low Pressure Regulator, Thermally Protected Fuel System, Radiator Fluid, Synthetic Oil
Fuel Consumption LP (at 1/2 load)	500,000 BTU/Hr 200 Ft3/Hr 5.2 Gal/Hr	500,000 BTU/Hr 200 Ft3/Hr 5.2 Gal/Hr
Fuel Consumption NG (at 1/2 load)	463,000 BTU/Hr 463 Ft3/Hr	463,000 BTU/Hr 463 Ft3/Hr
Fuel Consumption LP (at full load)	762,500 BTU/Hr 345 Ft3/Hr 9 Gal/Hr	762,500 BTU/Hr 345 Ft3/Hr 9 Gal/Hr
Fuel Consumption NG (at full load)	788,000 BTU/Hr 788 Ft3/Hr	788,000 BTU/Hr 788 Ft3/Hr
Water Pressure	NG + LP 7 to 11"	NG + LP 7 to 11"
BATTERY REQUIREMENTS		
Volts (standard/cold start)	12 Volt DC	12 Volt DC
Minimum AMPS (standard/cold start)	650 CCA	650 CCA
Type	Lead Acid	Lead Acid
Terminal Hardware	Top Post Type	Top Post Type
Dimensions (Max)	7.5"W x 11.25"L x 10"H	7.5"W x 11.25"L x 10"H
ENGINE SPECIFICATIONS		
Engine	GM Vortec 3.0L	GM Vortec 5.0L
Cylinders	8 Cylinder, 4-Cycle	8 Cylinder, 4-Cycle
Operating RPM	1,800	1,800
California Compliant	Yes	Yes

These generators are rated in accordance with UL 2200 and CSA Standard C22.2 No. 100-04. Fuel consumption rates are estimated based on normal operating conditions. Generator operation may be greatly affected by elevation and the cycling operation of multiple electrical appliances - fuel flow rates may vary depending on these factors. Installations must strictly comply with all applicable codes, industry standards, laws and regulations, installation manual. Other Generator/Automatic Transfer Switch manufacturers products are not compatible with Milbank Home Generator Systems. Improper installation voids all warranty. Milbank reserves the right to make changes in specifications and features shown without notice or discontinue the product described at any time without notice or obligation.

Technical Specifications

43
62kW

MG6220831WIL 62kW	MG6224031WIL 62kW	MG6224031DIL 62kW	MG6248031WIL 62kW
62,000 (LP) / 55,800 (NG)	62,000 (LP) / 55,800 (NG)	62,000 (LP) / 55,800 (NG)	62,000 (LP) / 55,800 (NG)
225	225	225	110
215/194	186/168	186/168	93/84
120/208V AC, 3-Phase, 0.8 pf	139/240V AC, 3-Phase, 0.8 pf	120/240V AC, 3-Phase, 0.8 pf	277/480V AC, 3-Phase, 0.8 pf
Brushless	Brushless	Brushless	Brushless
Less than 5%	Less than 5%	Less than 5%	Less than 5%
Automatic	Automatic	Automatic	Automatic
Propane (LP), Natural Gas	Propane (LP), Natural Gas	Propane (LP), Natural Gas	Propane (LP), Natural Gas
66dB	66dB	66dB	66dB
Yes	Yes	Yes	Yes
Yes	Yes	Yes	Yes
98.5" x 39.5" x 44"	98.5" x 39.5" x 44"	98.5" x 39.5" x 44"	98.5" x 39.5" x 44"
1890	1890	1890	1890
Horizontal	Horizontal	Horizontal	Horizontal
4 year P/L (Limited)	4 year P/L (Limited)	4 year P/L (Limited)	4 year P/L (Limited)
Yes	Yes	Yes	Yes
MG624201	MG624201	MG624201	MG624201
MG450022	MG450022	MG450022	MG450022
Hour Meter, Battery Charger, Steel Base, External Automatic Shut-off Valve, Low Pressure	Hour Meter, Battery Charger, Steel Base, External Automatic Shut-off Valve, Low Pressure	Hour Meter, Battery Charger, Steel Base, External Automatic Shut-off Valve, Low Pressure	Hour Meter, Battery Charger, Steel Base, External Automatic Shut-off Valve, Low Pressure
500,000 BTU/Hr 200 Ft3/Hr 5.2 Gal/Hr	500,000 BTU/Hr 200 Ft3/Hr 5.2 Gal/Hr	500,000 BTU/Hr 200 Ft3/Hr 5.2 Gal/Hr	500,000 BTU/Hr 200 Ft3/Hr 5.2 Gal/Hr
463,000 BTU/Hr 463 Ft3/Hr	463,000 BTU/Hr 463 Ft3/Hr	463,000 BTU/Hr 463 Ft3/Hr	463,000 BTU/Hr 463 Ft3/Hr
762,500 BTU/Hr 345 Ft3/Hr 9 Gal/Hr	762,500 BTU/Hr 345 Ft3/Hr 9 Gal/Hr	762,500 BTU/Hr 345 Ft3/Hr 9 Gal/Hr	762,500 BTU/Hr 345 Ft3/Hr 9 Gal/Hr
788,000 BTU/Hr 788 Ft3/Hr	788,000 BTU/Hr 788 Ft3/Hr	788,000 BTU/Hr 788 Ft3/Hr	788,000 BTU/Hr 788 Ft3/Hr
NG + LP 7 to 11"	NG + LP 7 to 11"	NG + LP 7 to 11"	
12 Volt DC	12 Volt DC	12 Volt DC	12 Volt DC
650 CCA	650 CCA	650 CCA	650 CCA
Lead Acid	Lead Acid	Lead Acid	Lead Acid
Top Post Type	Top Post Type	Top Post Type	Top Post Type
7.5"W x 11.25"L x 10"H	7.5"W x 11.25"L x 10"H	7.5"W x 11.25"L x 10"H	7.5"W x 11.25"L x 10"H
GM Vortec 3.0L	GM Vortec 3.0L	GM Vortec 3.0L	GM Vortec 3.0L
8 Cylinder, 4-Cycle	8 Cylinder, 4-Cycle	8 Cylinder, 4-Cycle	8 Cylinder, 4-Cycle
1,800	1,800	1,800	1,800
Yes	Yes	Yes	Yes

MODEL NUMBER	MG0503120	MG1003162	MG1003002	MG1003992	MG1503992
Compatible generator units	MG08001 MG10002	MG08001 MG10002 MG12002 MG17001 MG20003	MG08001 MG10002 MG12002 MG17001 MG20003	MG08001 MG10002 MG12002 MG17001 MG20003	MG08001 MG10002 MG12002 MG17001 MG20003
Phase	Single Phase 240V	Single Phase 240V	Single Phase 240V	Single Phase 240V	Single Phase 240V
Limited Warranty	3 Years	3 Years	3 Years	3 Years	3 Years
Circuits	12	16	Whole House	Whole House	Whole House
Amps	50A	100A	100A	100A	150A
Service entrance disconnect	No	No	No	Yes	Yes
Dimensions (L x W x H)	14.25" x 6" x 21"	14" x 6" x 24"	12" x 6" x 16"	16" x 7" x 22"	33" x 10.25" x 19"
Weight	29 lbs.	39 lbs.	24 lbs.	38 lbs.	64 lbs.
Common features	120/240 Voltage, 2 Poles, 50/60 Frequency NEMA 3R Enclosure, UL 1008 Listed				
Power management	No	Patented Power Management Technology Included			

*Must order part #MG07033 to be compatible (contact Milbank sales office for questions).

**Can only be ordered with a home standby generator.

Installer is required to review local codes prior to installation to determine if a transfer switch with separate service disconnect is required. All installations must strictly comply with all applicable codes, industry standards, laws and regulations, installation manual. Other Generator/Automatic Transfer Switch manufacturers products are not compatible with Milbank Home Generator Systems. Improper installation voids all warranty. Milbank reserves the right to make changes in specifications and features shown without notice or discontinue the product described at any time without notice or obligation.

Technical Specifications

	MG2003002	MG2003992	MG2003993	MG4002001**	MG0501440
	MG08001 MG10002 MG12002 MG17001 MG20003	MG08001 MG10002 MG12002 MG17001 MG20003	MG3524011BS MG4824011BS MG3524011IL MG4824011IL MG2524011BS	MG20003 MG3524011BS MG4824011BS MG3524011IL MG4824011IL MG2524011BS MG6024011BS MG6024011IL	Power Management Upgrade - used in conjunction with: MG1003162 MG1003002 MG1003992 MG2003002 MG1503992 MG2003992 MG2003993 MG4002001
	Single Phase 240V	Single Phase 240V	Single Phase 240V	Single Phase 240V	Single Phase 240V
	3 Years	3 Years	3 Years	3 Years	3 Years
	Whole House	Whole House	Whole House	Whole House	(2) Central Air + (4) 50 Amp Relays + 2 low voltage lock outs
	200A	200A	200A	2 X 200A	N/A
	No	Yes	Yes	Yes	N/A
	12" x 6" x 22"	16" x 7" x 30"	33" x 10.25" x 19"	37" x 7" x 23.70"	12" x 6" x 22"
	37 lbs.	64 lbs.	64 lbs.	111 lbs.	64 lbs.
	120/240 Voltage, 2 Poles, 50/60 Frequency NEMA 3R Enclosure, UL 1008 Listed	120/240 Voltage, 2 Poles, 60Hz NEMA 3R Enclosure, UL 1008 Listed		120/240 Voltage, 2 Poles, 60Hz, NEMA 3R, UL 1008 Listed	Intelligent Power Management System manages up to (4) additional high wattage appliances for true whole-house management. NEMA 3R Enclosure, UL1008 Listed
Patented Power Management Technology Included					

MODEL NUMBER	MGVATS1001LC	MGVATS1001240	MGVATS2001240	MGVATS4001240
Phase	Single Phase 240V	Single Phase 240V	Single Phase 240V	Single Phase 240V (add'l voltages available)
Limited Warranty	5 years	5 years	5 years	5 Years
Circuits	N/A	N/A	N/A	N/A
Amps	100A	100A	200A	400A
Service entrance disconnect	No	No	No	No
Dimensions (L x W x H)	16" x 14" x 6"	16" x 14" x 6"	24" x 20" x 6"	48" x 30" x 13"
Weight	25 lbs.	25 lbs.	555 lbs.	190 lbs.
Common features	120/240 Voltage, 2 Poles, 60Hz, External digital display and LEDs, NEMA 3R, UL1008 Listed	120/240 Voltage, 2 Poles, 60Hz, External digital display and LEDs, NEMA 3R, UL1008 Listed	120/240 Voltage, 2 Poles, 60Hz, External digital display and LEDs, NEMA 3R, UL1008 Listed	120/240 Voltage, 2 Poles, 60Hz, External digital display and LEDs, NEMA 3R, UL1008 Listed
Power management	No	No	No	No

MODEL NUMBER	MGVATS6001480	MGVATS10001240	MGVATS10001208	MGVATS10001480
Phase	Three Phase 480V (add'l voltages available)	Single Phase 240V (add'l voltages available)	Three Phase 208V (add'l voltages available)	Three Phase 480V (add'l voltages available)
Limited Warranty	5 Years	5 Years	5 Years	5 years
Circuits	N/A	N/A	N/A	N/A
Amps	600A	1000A	1000A	1000A
Service entrance disconnect	No	No	No	No
Dimensions (L x W x H)	60" x 30" x 25"	60" x 30" x 25"	60" x 30" x 25"	60" x 30" x 25"
Weight	425 lbs.	425 lbs.	510 lbs.	542 lbs.
Common features	277/480 Voltage, 2 Poles, 60Hz, External digital display and LEDs, NEMA 3R, UL1008 Listed	120/240 Voltage, 2 Poles, 60Hz, External digital display and LEDs, NEMA 3R, UL1008 Listed	120/208 Voltage, 2 Poles, 60Hz, External digital display and LEDs, NEMA 3R, UL1008 Listed	277/480 Voltage, 2 Poles, 60Hz, External digital display and LEDs, NEMA 3R, UL1008 Listed
Power management	No	No	No	No

MODEL NUMBER	MATS10011	MATS15012	MATS20011	MATS20012
Compatible generator units	MG08001, MG10002 MG12002, MG17001 MG20003	MG08001, MG10002 MG12002, MG17001 MG20003	MG08001, MG10002 MG12002, MG17001 MG20003	MG3524011BS, MG4824011BS MG3524011IL, MG4824011IL MG2524011BS
Phase	Single Phase 240V	Single Phase 240V	Single Phase 240V	Single Phase 240V
Limited Warranty	3 years	3 years	3 Years	3 Years
Circuits	Whole House	Whole House	Whole House	Whole House
Amps	100	150	200	200
Service entrance disconnect	Yes	Yes	Yes	Yes
Dimensions (L x W x H)	6.54" x 18.25" x 27.15"	6.54" x 18.25" x 27.15"	6.54" x 18.25" x 27.15"	6.54" x 18.25" x 27.15"
Weight	42 lbs.	42 lbs.	42 lbs.	42 lbs.
Intelligent Synap Technology	Yes	Yes	Yes	Yes
Accessory (#MATSRM50)	Yes	Yes	Yes	Yes

Technical Specifications

Vigilant™

	MGVATS4001208	MGVATS4001480	MGVATS6001240	MGVATS6001208
	Three Phase 208V (add'l voltages available)	Three Phase 480V (add'l voltages available)	Single Phase 240V (add'l voltages available)	Three Phase 208V (add'l voltages available)
	5 Years	5 Years	5 years	5 Years
	N/A	N/A	N/A	N/A
	400A	400A	600A	600A
	No	No	No	No
	48" x 30" x 13"	48" x 30" x 13"	60" x 30" x 25"	60" x 30" x 25"
	190 lbs.	190 lbs.	425 lbs.	425 lbs.
	120/208 Voltage, 2 Poles, 60Hz, External digital display and LEDs, NEMA 3R, UL1008 Listed	277/480 Voltage, 2 Poles, 60Hz, External digital display and LEDs, NEMA 3R, UL1008 Listed	120/240 Voltage, 2 Poles, 60Hz, External digital display and LEDs, NEMA 3R, UL1008 Listed	120/208 Voltage, 2 Poles, 60Hz, External digital display and LEDs, NEMA 3R, UL1008 Listed
	No	No	No	No

	MGVATS12501240	MGVATS12501208	MGVATS12501480
	Single Phase 240V (add'l voltages available)	Three Phase 208V (add'l voltages available)	Single Phase 480V (add'l voltages available)
	5 years	5 years	5 years
	N/A	N/A	N/A
	1250A	1250A	1250A
	No	No	No
	60" x 30" x 25"	60" x 30" x 25"	60" x 30" x 25"
	542 lbs.	542 lbs.	542 lbs.
	120/240 Voltage, 2 Poles, 60Hz, External digital display and LEDs, NEMA 3R, UL1008 Listed	120/208 Voltage, 2 Poles, 60Hz, External digital display and LEDs, NEMA 3R, UL1008 Listed	277/480 Voltage, 2 Poles, 60Hz, External digital display and LEDs, NEMA 3R, UL1008 Listed
	No	No	No

†Add 1" to depth if N3 enclosure is selected

Vigilant Series switches are compatible with most Milbank standby generators, please consult your sales agent for compatibility.

100A and 200A approved UL1008 — Optional Standby System
400A through 1250A approved UL1008 — Emergency Systems

MATSRM50	
MATS10011, MATS15012, MATS20011, MATS20012	
Single Phase 240V	
3 Years	
Individual Circuit	
Resistive 50 Amps; Inductive 40 Amps	
No	
8.2" x 5.2" x 3.4"	
3.6 lbs.	
No	
No	

MODEL NUMBER	MPG32501	MPG55003	MPG6000S	
Starting	Manual	Manual	Manual	
Rated Watts	3200 Watts	5500 Watts	6000 Watts	
Surge Watts	3750 Watts	6750 Watts	7500 Watts	
Run Time @ 1/2 Load	14 Hours	13 Hours	12 Hours	
Engine	OHV, 4-Stroke	OHV, 4-Stroke	OHV, 4-Stroke	
Engine Displacement	208cc	357cc	357cc	
Warranty	3 years	3 years	3 years	
EPA Compliant	Yes	Yes	Yes	
Fuel Tank Capacity	4.0 Gallons	6.6 Gallons	6.6 Gallons	
Low Oil Shutdown	Yes	Yes	Yes	
Automatic Fuel Shut-Off	Manual	Yes	Yes	
Excitation	Brush	Brush	Brush	
Unit Dimensions L x W x H (inches)	23.7 x 16.9 x 16.7	27.2 x 20.5 x 22	27.2 x 20.5 x 22	
Unit Weight	100 lbs	172 lbs	183 lbs	
Carton Dimensions L x W x H (inches)	31.5 x 21.4 x 23.2	31.5 x 21.4 x 23.2	31.5 x 21.4 x 23.2	
Shipping Weight	108 lbs	184 lbs	195 lbs	
Outlets (Quantity) NEMA 5-20R (125VAC 20A Duplex)	4	2	2	
20 Amp push button circuit breakers	2	2	2	
NEMA L14-30R (125/250VAC 30A Twist Lock)	0	1	1	
2 Pole Toggle-Type Main Line Breaker	25 Amps	21 Amps	23 Amps	
NEMA L5-30R (Twist Lock)	0	0	0	
NEMA 50A (Twist Lock)	0	0	0	
Oil Bottle (One bottle sized for engine: SAE10W30)	Yes	Yes	Yes	
12V DC Outlet	0	No	No	
Oil Funnel	Yes	Yes	Yes	
Multi-Outlet 25' Power Cord*	No	No	Yes	
Battery	No	No	No	
Wheel Kit	Yes	Yes	Yes	
Tool Kit	Yes	Yes	Yes	
Fuel Gauge	Yes	Yes	Yes	
Hour Meter	No	No	No	
Power Cord (25'; 30 AMPs; rated up to 300 Volts)	Yes (sold separately)	Yes (sold separately)	Yes	


Technical Specifications

49

3250-10,000W

	MPG6500E	MPG70002E	MPG75002E	MPG100001E
	Electric	Electric	Electric	Electric
	6500 Watts	7000 Watts	7500 Watts	10,000 Watts
	8000 Watts	8500 Watts	9000 Watts	12,500 Watts
	12 Hours	11 Hours	11 Hours	11 Hours
	OHV, 4-Stroke	OHV, 4-Stroke	OHV, 4-Stroke	OHV, 4-Stroke
	420cc	420cc	420cc	680cc V-Twin
	3 years	3 years	3 years	3 years
	Yes	Yes	Yes	Yes
	6.6 Gallons	6.6 Gallons	6.6 Gallons	9.2 Gallons
	Yes	Yes	Yes	Yes
	Yes	Yes	Yes	Yes
	Brush	Brush	Brush	Brush
	27.2 x 20.5 x 22	27.2 x 20.5 x 22	27.2 x 20.5 x 22	30.7 x 31.1 x 31.3
	193 lbs	194 lbs	199 lbs	300 lbs
	31.5 x 21.4 x 23.2	31.5 x 21.4 x 23.2	31.5 x 21.4 x 23.2	34.6 x 27.5 x 33.2
	205 lbs	206 lbs	211 lbs	310 lbs
	2	2	2	2
	2	2	2	2
	1	1	1	1
	25 Amps	27 Amps	27 Amps	30 Amps
	0	0	0	1
	0	0	0	1
	Yes	Yes	Yes	Yes
	No	No	No	Yes
	Yes	Yes	Yes	Yes
	No	No	No	No
	Yes	Yes	Yes	Yes
	Yes	Yes	Yes	Yes
	Yes	Yes	Yes	Yes
	Yes	Yes	Yes	Yes
	Yes	Yes	Yes	Yes
	No	Yes	Yes	Yes
	Yes (sold separately)	Yes (sold separately)	Yes (sold separately)	Yes (sold separately)

MODEL NUMBER	MPG1000I	MPG2000IP
Engine Displacement	52cc	79cc
Warranty	2 years	2 years
Low Oil Shutdown	Yes	Yes
Electrical Start (with battery)	No	No
Automatic Fuel Shut-Off	No	No
CARB Compliant Available	Yes	Yes
Running Watts	1000	1800
Starting Watts	1100	2200
Run Time @ 1/2 load	9 hrs	11 hrs
Sound Rating at 25% load	53 dbA	53 dbA
Sound Rating at 50% load	56 dbA	56 dbA
Rotor Windings	Cu	Cu
NEMA 5-15R (125vac 20A Duplex)	Qty - 2	Qty - 2
NEMA 5-20R (125vac 20A Duplex)	Qty - 0	Qty - 0
20 Amp push button circuit breakers	Qty - 0	Qty - 0
NEMA L14-30R (125/250VAC 30A Twist Lock)	Qty - 0	Qty - 0
2 Pole Toggle-type Main Line Breaker	8.3/9.1 amps	15/18.3 amps
12V DC Outlet	No	Yes
Oil Bottle (1 bottle sized for engine: SAE 10W30)	No	Yes
Oil Funnel	Yes	Yes
Shipping Weight	30 lbs	43 lbs
Parallel Capable	No	Yes



MILBANK[®]

ENERGY AT WORK

For more information contact:

