

ACCUPRO<sup>®</sup> by



Catalog Number	
Notes	Type

## FEATURES AND SPECIFICATIONS

### INTENDED USE

Specification grade fluorescent battery pack operates one or two lamps (4' or shorter) or one 8' lamp. Factory or field installed within fluorescent fixture ballast channel. Upon interruption of normal power, battery pack automatically strikes and operates at reduced light output, providing optimum glare-free illumination for 90 minutes.

### CONSTRUCTION

- Durable thermoplastic/metal housing resists impact, scratches, and corrosion. UL-94V-0 flame rating
- Reduced-profile footprint fits in the tightest applications
- Polarized quick-connect pilot light/test switch assembly simplifies installation
- Pilot light and test switch provide visual and manual means of monitoring system operation
- U.S. Patent No. 6,522,147; 5,814,971; 6,577,136; D550, 154

### PERFORMANCE

- Operates one or two 2'-4' fluorescent T8-T12 lamps, one 2'-4' fluorescent T5, T8, or T12, H0, long compact (biax) or one 6'-8' fluorescent T8-T12 for 90 minutes. Compatible with T8 and T5 electronic, T12 magnetic, instant start, rapid start, and slimline ballasts.

### ELECTRICAL

- Multi-voltage input capability (120V-277V; 50-60 Hz)
- Constant current-type charger. Input circuit provides high efficiency and reliable operation
- High-efficiency push-pull inverter is the most effective method of converting DC power to AC power. It provides maximum light output, battery life and reliability

### BATTERY

- Sealed, maintenance-free, high-temperature nickel-cadmium battery. Ensures long life over a wide range of temperatures
- Automatic battery recharge after 90-minute discharge.
- Fully charged after 24 hours

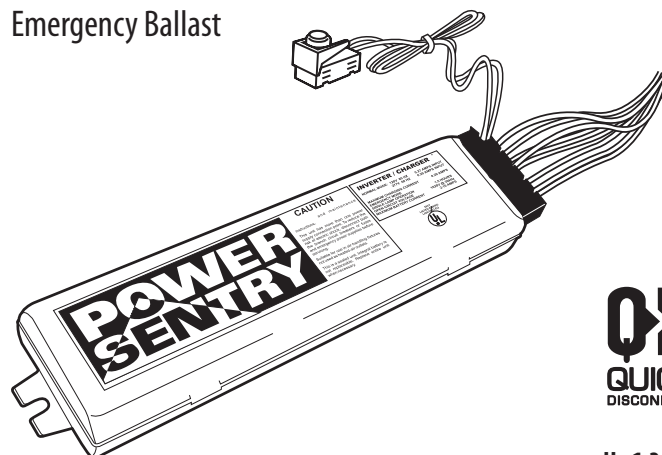
### INSTALLATION

- Patented Quick-Disconnect connector system allows for quick and easy replacements at end of life without rewiring
- Mounts concealed within fixture wireway for clean appearance and protection against vandalism; or mounts on outside of fixture housing if internal space is limited. Two 1/2" holes in fixture channel permit mounting of test switch/pilot light behind fixture lens
- Mounting centers are identical to a standard ballast.
- Compact size (9.4"L x 2.19"W x 1.18"H) fits in a variety of fluorescent fixtures: troffers, volumetric recessed, industrials, commercials and strips
- Unit wires two ways: on night light circuit (permanently energized) or on switchable circuit (unswitch circuit to battery charger and switch circuit to the fixture ballast)
- Unit mounting centers are identical to a standard ballast

600 Lumen Reduced-Profile

# PS600QD MVOLT

Emergency Ballast



H - 1-3/16"  
W - 2-3/16"  
L - 9-2/5"

### LISTING

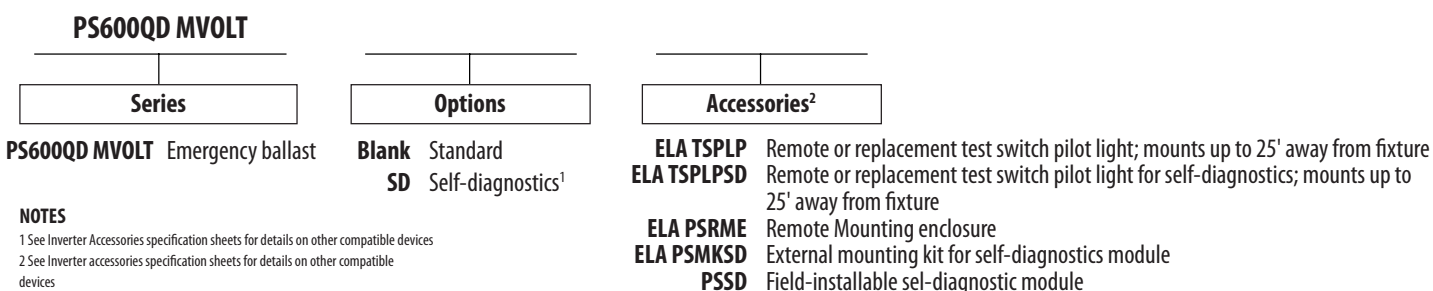
- UL listed. Meets UL 924, NFPA 101 (current Life Safety Code), NEC and OSHA illumination standards
- Standard unit is UL approved for installation in sealed and gasketed fixtures
- For product UL approved for use in wet and damp location fixtures, see PS600DW spec sheet.

### WARRANTY

- Five-year warranty

## ORDERING LOGIC

For shortest lead times, configure product using standard options (shown in *italics*).



### NOTES

- 1 See Inverter Accessories specification sheets for details on other compatible devices
- 2 See Inverter accessories specification sheets for details on other compatible devices

Example: PS600QD MVOLT SD

# PS600QD MVOLT Emergency Ballast



## SPECIFICATIONS

### BATTERY

Sealed Nickel-Cadmium

Voltage	Shelf Life	Expected Life <sup>1</sup>	Maintenance	Optimum Temp <sup>2</sup>
4.8	3 years	7-9 years	none <sup>3</sup>	32-100° F

#### Notes:

- At 77°F.
- Optimum ambient temperature range where unit will provide capacity for 90 minutes. Higher and lower temperatures affect life and capacity. Consult factory for detailed information. Damp Location models are UL listed 0-50 (32-122F)
- All life safety equipment, including emergency lighting for path of egress must be maintained, serviced and tested in accordance with all National Fire Protection Association (NFPA) and local codes. Failure to perform the required maintenance, service or testing could jeopardize the safety of occupants and will void all warranties.

### ELECTRICAL

Volts	Maximum AC input	
	Amps	Watts
120	.29	3.0
277	.29	3.0

## LAMP COMPATIBILITY

Type	Descriptions	Length	Wattage	No. of Lamps
Linear	T5/T5HO	24"-48"	14-54	1
	T8/T12	24"-48"	16-40	1 or 2
	T8/T12	60"-96"	40-75	1
	T12 HO/VHO	24"-96"	35/215	1
CFL (4-pin)	Twin-Tube	N/A	9-55	1
	Quad-Tube	N/A	13-26	1
	Triple-Tube	N/A	18-32	1
	Triple-Tube	N/A4	42	1
Other	T9	Circuline	20-40	1
	2D	2D	28-38	1

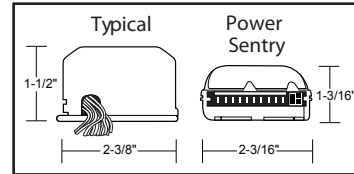
## RECOMMENDED SPACING

One Footcandle Average Spacing Guidelines: PS600QD

	2GT8332	2SP8332	2PM3N332	2AV332	2PMO332
Open Office 2x4	32	35	34	26	35
Corridor 2x4	40	43	53	34	40
Open Office 2x2	32	33	29	29	28
Corridor 2x2	39	40	35	29	28

## MOUNTING

All dimensions are inches (millimeters).

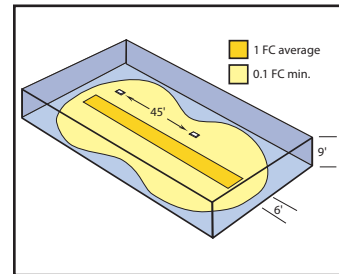


New reduced-profile design fits in the tightest of applications

### Cross section end view

Length: 9.4 inches  
Shipping weight: 1.5 lbs (0.68 kg).

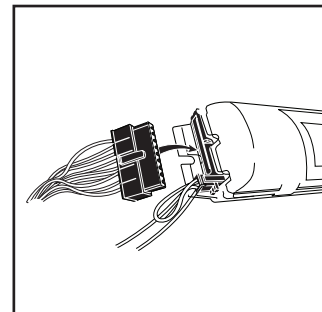
## CORRIDOR SPACING



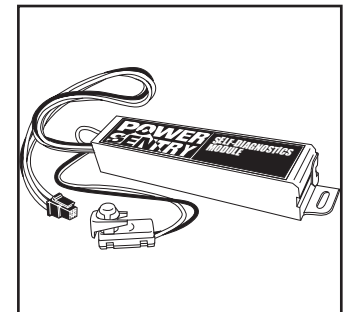
Meets Life Safety Code standard minimum illuminance of 0.1FC and average illuminance of 1.0 FC. Assumes 3 T8 lamps in each fixture, 6-foot wide path of egress, ceiling height 9' and reflectances of 80/50/20.

Fluorescent Emergency Ballast: PS600QD MVOLT  
Fluorescent Fixture: Lensed Troffer  
Lamp Type: F32T8

## KEY FEATURES



New Quick-Disconnect wiring system



Self-diagnostics module



Sheet#: PS600QD MVOLT