



TRAC-MASTER®

Fixture Accessories

LIGHT CONTROL ACCESSORIES

Project: _____

Fixture Type: _____

Location: _____

Contact/Phone: _____

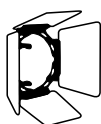
PRODUCT DESCRIPTION

A wide variety of functional accessories are compatible with most Juno trac fixtures.

Accessories for Line Voltage PAR/BR Trac Fixtures

Barn Doors

Adjustable doors control glare. Clamp to spotlight.



T71BL

Black Barn Doors. For trac fixtures T303, T313, T326, T393, T423. Accepts 3 3/4" diameter color filters and louver.

T72BL

Black Barn Doors. For trac fixtures T305, T315, T327, T338, T340, T395, T425. Accepts 4 11/16" diameter color filters and louver.

T73BL

Black Barn Doors. For trac fixtures T307, T317, T328, T342, T397, T427. Accepts 5 1/2" diameter color filters and louver.

T73WH

White Barn Doors. For trac fixtures T307, T317, T328, T342, T397, T427. Accepts 5 1/2" diameter color filters and louver.

T74BL

Black Barn Doors. For Flex12 TFG116, TFP116 and Trac12 TL109, TL116, TLP116, Strap trac fixtures T611, T621, TP621, Wishbone T480, Delta 200 T216, TP216 and Mini Spots T430, T431 and T442.

TW71BL

Black Barn Doors. For Wireform® trac fixtures T435. Accepts T560 series color filters and louver.

TW72BL

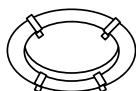
Black Barn Doors. For Wireform® trac fixtures T437. Accepts T570 series color filters and louver.

TW75BL

Black Barn Doors. For Wireform® trac fixtures T433. Accepts T560 series color filters and louver.

Accessory Holder

Clamp to spotlight.



T560BL

For trac fixtures T303, T313, T326, T393, T423. Accepts 3 3/4" diameter color filters and louver.

T570BL

For trac fixtures T305, T315, T327, T338, T340, T395, T425. Accepts 4 11/16" diameter color filters and louver.

T580BL

For trac fixtures T307, T317, T328, T342, T397, T427. Accepts 5 1/2" diameter color filters and louver.

T660BL

For Strap trac fixtures T613, TP613, Delta 200 T218. Accepts 3 3/4" diameter color filters and louver.

T670BL

For Strap trac fixtures T614, TP614, TP624, Delta 200 T219. Accepts 4 11/16" diameter color filters and louver.

Product specifications subject to change without notice.

REV-6/09

Louver/Eggcrate

Shields lamp and reduces glare.



T5928BL

2 3/4" diameter. With hexagonal cells.

T569BL

3 3/4" diameter. With 1/2" square cells.

T579BL

4 11/16" diameter. With 1/2" square cells.

T589BL

5 1/2" diameter. With 1/2" square cells.

Color Filters



2 3/4" Diameter	3 3/4" Diameter	4 11/16" Diameter	5 1/2" Diameter	Description
T591	T561	T571	T581	Med. Pink
T592	T562	T572	T582	Warm Red
T593	T563	T573	T583	Daylight Blue
T594	T564	T574	T584	Med. Blue
T595	T565	T575	T585	Med. Amber
T596	T566	T576	T586	Med. Green

Dichroic Color Correction Lenses

2 3/4" Diameter	3 3/4" Diameter	4 11/16" Diameter	Description
-	T5618	T5718	Cosmetic Peach Color Correction Lens (2700K) for Halogen Lamps
T5919	T5619	T5719	Color Correction Lens (2700K) and UV filter for Ceramic Metal Halide (CMH) Lamps

Beam Control Lenses

Prismatic Spread Lens Even pattern prismatic spread lens diffuses beam creating an even overall pattern.

Linear Spread Lens Oval pattern linear spread lens directs beam into an elongated oval shape.

Uniformity Lens Eliminates striations without altering size of beam.

UV Filter Optivex™ Museum Quality UV Filter. Filters out transmission below 400nm.



2 3/4" Diameter	3 3/4" Diameter	4 11/16" Diameter	Description
T597	T5677	T5777	Prismatic Spread Lens
T598	T5678	T5778	Linear Spread Lens
T5921	T5621	T5721	Uniformity Lens
T5922	T5622	T5722	UV Filter

Eyebrow

Attachment shields lamp and reduces glare.



T556BL

For Strap trac fixtures T611, T621, TP621. For Wishbone T480.

T577BL

For Strap trac fixtures T613, TP613. For Delta 200 T218.

T587BL

For Strap trac fixtures T614, TP614, T624. For Delta 200 T219. For Wishbone T487.

TRAC-MASTER®

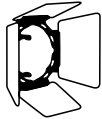
Fixture Accessories

LIGHT CONTROL ACCESSORIES

Accessories for MR16 Low Voltage Spotlights

Barn Doors

Adjustable doors control glare. Clamp to spotlight.



T748L

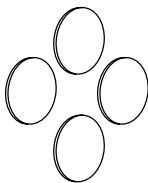
Black Barn Doors. For Flex12 TFG116, TFP116 and Trac12 TL109, TL116, TLP116, Strap trac fixtures T611, T621, TP621, Wishbone T480, Delta 200 T216, TP216 and 2 1/2" diameter Mini Spots T430, T431 and T442.

T7470BL

Black Barn Doors. For use with Flex12 TF130, Trac12 TL117, TL130, TL301, Universal T401 and Trapezia T630 that use MR16 lamps with cover glass. Also requires T7400 Accessory Holder (order separately).

Dichroic Lenses

To use dichroic lenses, replace clear glass supplied with low voltage lampholders.



1 3/4" Diameter	Description
T5501	Red
T5503	Medium Green
T5504	Medium Blue
T5505	Yellow
T5506	Magenta
T5511	Blue-Green (Cyan)

2" Diameter	Description
T7401	Red
T7403	Medium Green
T7404	Medium Blue
T7405	Yellow
T7406	Magenta
T7411	Blue-Green (Cyan)

Louver

Shields lamp and reduces glare. Replace clear glass supplied with spotlight.



T5559BL

1 3/4" diameter. With hexagonal cells.

T7459BL

2" diameter. With hexagonal cells.

Dichroic Color Correction Lenses

1 3/4" Diameter	2" Diameter	Description
T5516	T7416	Cool Blue Color Correction Lens (Daylight, 4250K)
T5518	T7418	Cosmetic Peach Color Correction (2700K)
—	T7419	Color Correction Lens (2700K) for Ceramic Metal Halide (CMH) Lamps

Color Filters

To use color filters, replace clear glass supplied with low voltage lampholders.



1 3/4" Diameter	Description
T551	Med. Pink
T553	Med. Blue
T555	Med. Amber

2" Diameter	Description
T741	Med. Pink
T742	Warm Red
T743	Daylight Blue
T744	Med. Blue
T745	Med. Amber
T746	Med. Green

Snoot



T558BL

Snoot shields lamp and reduces glare. For use with Flex12 TFG116, TFP116, Trac12 TL109, TL116, TLP116, Delta 200 T216, TP216, Wishbone T480, Slant T809 and Mini-Spot T442. 1 3/4" diameter.

Accessory Holder

Attaches to MR16 lamp without the use of tools or clips.



T7400BL, SA

For use with Flex12 TF130, TF301, Trac12 TL117, TL130, TL301, Flyback T227, TP216, Universal T401 and Trapezia T630. Accepts up to two 2" media and/or T7470 Barn Doors.

Product specifications subject to change without notice.

Beam Control Lenses

To use beam control lenses, replace clear glass supplied with low voltage lampholders.

Diffuse Spread Lens Creates an even soft pattern.

Prismatic Spread Lens Even pattern prismatic spread lens diffuses beam creating an even overall pattern.

Linear Spread Lens Oval pattern linear spread lens directs beam into an elongated oval shape.

Uniformity Lens Eliminates striations without altering size of beam.

UV Filter Optivex™ Museum Quality UV Filter. Filters out transmission below 400nm.



1 3/4" Diameter	2" Diameter	Description
T557	T7477	Prismatic Spread Lens
T559	T7478	Linear Spread Lens
T5520	T7420	Diffuse Spread Lens
T5521	T7421	Uniformity Lens
T5522	T7422	UV Filter



1300 S. Wolf Road • Des Plaines, IL 60018 • Phone (847) 827-9880 • Fax (847) 827-2925
 220 Chrysler Drive • Brampton, Ontario • Canada L6S 6B6 • Phone (905) 792-7335 • Fax (905) 792-0064
 Visit us at www.junolightinggroup.com

Printed in U.S.A. ©2009 Juno Lighting, LLC.