

Infrared Repeater System

APPLICATION

The Infrared (IR) Repeater System consists of three pieces: an IR Target, IR Emitter and a distribution block for distributing control signals to multiple emitters. The IR Target easily installs in the ceiling or wall, and connects with Category 5/5e cable to the IR Emitter. A separate IR Emitter is used for each controlled audio/video component, through the distribution block in the Structured Media™ enclosure.

STANDARDS COMPLIANCE

Meets or exceeds all applicable standards: UL recognized components.

PHYSICAL SPECIFICATIONS

Dimensions:	2" h x 1" w
Target Output:	1 signal lead
Target Input:	2 power leads (DC + and -)
Emitter Output:	Infrared to control source component
Emitter Input:	2 signal leads
Power Supply:	12VDC @ 500mA
Emitter Length:	6' of Cable

DESIGN CONSIDERATIONS

- Low-profile, flush-mount Target design.
- Two signal connections and two power connections.
- Emitter features adhesive surface for easy installation on audio/video components.
- Distribution block for multiple Emitter configurations.
- DC power supply.
- Uses Category 5/5e UTP wire.
- Target has talkback LED to indicate proper operation.

WARRANTY INFORMATION

- Two-year limited product warranty.

See ELECTRONIC FILES for CAD files (.DXF, .DWG, MS-DOS.EPS) on disk



For ELECTRONIC Typical Specs see (.TXT) file on disk.



TYPICAL SPECIFICATIONS

The Infrared Repeater System shall contain an IR Target, IR Emitter and a distribution block. It shall be a low profile, flush-mount target design consisting of two signal connections and two power connections. The Target shall have 1 output signal lead and 2 power input leads. It shall use a 12VDC at 500 mA power supply. The Emitter shall have an adhesive surface for component installation. The manufacturer shall provide a two-year limited product warranty.



For Applications Engineering Support – Call 1-425-485-4288; in USA call 1-800-722-2082
Spec sheets and updates are also available at www.levitonvoicedata.com.

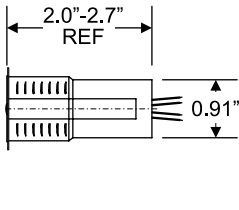
Infrared Repeater System

Part Numbers
47621-MIE
47621-CMS
47603-110

DIMENSIONAL LINE ART

See ELECTRONIC FILES for CAD images
 (.DXF, .DWG, MS-DOS.EPS)

47621-CMS Infrared Target

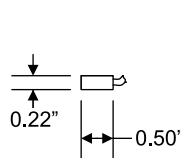


Front View

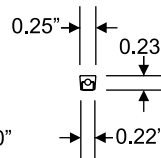


Side View

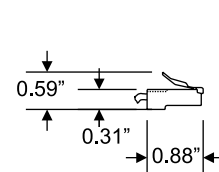
47621-MIE Infrared Emitter



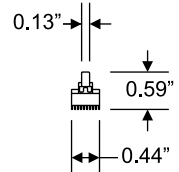
Front View



Side View



Front View

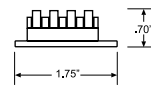


Side View

47603-110 1x9 Bridged Telephone Module



Front View



Side View

PART NUMBER

Infrared Repeater System	Part Number
Infrared Emitter	47621-MIE
Infrared Target	47621-CMS
1x9 Bridged Telephone Module, without bracket.	
Individual boxed unit pack, rack pack carton.	47603-110



For Applications Engineering Support – Call 1-425-485-4288; in USA call 1-800-722-2082.
 Spec sheets and updates are also available at www.levitonvoicedata.com.



2222 – 222nd St. SE • Bothell, WA 98021 USA • Tel: 1-800-722-2082 / 1-425-485-4288 • Fax: 1-425-483-5270 • Int'l Fax: 1-425-485-9170 • GSA# GS-35F-4785G