



One/Two Circuit Trak Rail and Components

DATE: _____ TYPE: _____

FIRM NAME: _____

PROJECT: _____



For conversion to millimeters,
multiply inches by 25.4
Not to Scale

TRAK HOUSING:

Constructed of .065 heavy extruded aluminum. Housing is low profile at 3/4" high by 1 1/2" wide. Thermoplastic extruded insulator with two #12 solid copper buses on each side. Contains two (2) 20A (2400 watts) rated 120V circuits. Each 1920 watts based on National Electrical Code loading capacity. Each circuit has a dedicated neutral for control isolation. The system can be wired to one circuit with two wires, two circuits with three wires, or two circuits with four wires. Baked enamel finish available in black, white, or Zet (metallic silver). ArchiTrak is listed for dry locations only; it is not suitable for damp or wet locations.

FEATURES:

Can be field cut at 90° in any length without modification to bussing (Do not cut rail less than 8" in length)

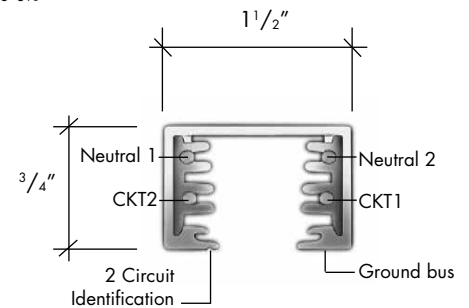

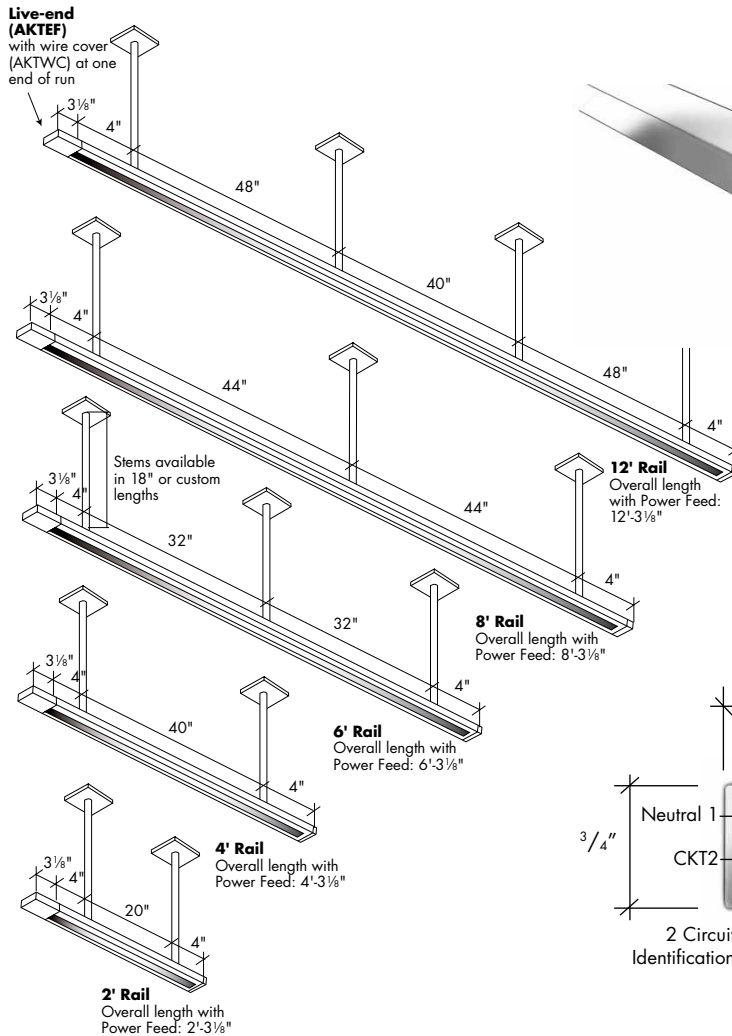
Toggle bolts are provided with each Trak rail (2' and 4' = two toggle bolts, 6' and 8' = three toggle bolts, 12' = four toggle bolts) for gypsum or plaster mount applications

Supplied with one end cap

All ArchiTrak rails, and components can be vertically mounted, except the wand components.

LABELS:

CSA NRTL/C Listed
Dry location only



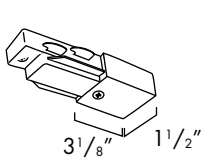
One/Two Circuit

CATALOG NUMBER:

EXAMPLE: AKT4

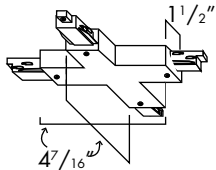
TRAK RAIL	TRAK RAIL	COMPONENTS	COMPONENTS	COMPONENTS	COMPONENTS
<input type="checkbox"/> AKT2 24" One/Two Circuit Trak Rail	<input type="checkbox"/> AKT6 72" One/Two Circuit Trak Rail	<input type="checkbox"/> AKTEF BL <input type="checkbox"/> AKTEF WH <input type="checkbox"/> AKTEF Z <input type="checkbox"/> AKTIL BL <input type="checkbox"/> AKTIL WH <input type="checkbox"/> AKTIL Z <input type="checkbox"/> AKTSL BL <input type="checkbox"/> AKTSL WH <input type="checkbox"/> AKTSL Z <input type="checkbox"/> AKTT BL <input type="checkbox"/> AKTT WH <input type="checkbox"/> AKTT Z <input type="checkbox"/> AKTX BL <input type="checkbox"/> AKTX WH <input type="checkbox"/> AKTF BL <input type="checkbox"/> AKTF WH <input type="checkbox"/> AKTF Z	<input type="checkbox"/> AKTCF BL <input type="checkbox"/> AKTCF WH <input type="checkbox"/> AKTCF Z <input type="checkbox"/> AKTCC BL <input type="checkbox"/> AKTCC WH <input type="checkbox"/> AKTFF BL <input type="checkbox"/> AKTFF WH <input type="checkbox"/> AKTFF Z <input type="checkbox"/> AKTTBC Z <input type="checkbox"/> AKTWC WH <input type="checkbox"/> AKTPFCC BL <input type="checkbox"/> AKTPFCC WH <input type="checkbox"/> AKTPFCC Z	<input type="checkbox"/> AKTMP BL <input type="checkbox"/> AKTMP WH <input type="checkbox"/> AKTMP Z <input type="checkbox"/> AKTPA BL <input type="checkbox"/> AKTPA WH <input type="checkbox"/> AKTEC BL <input type="checkbox"/> AKTEC WH <input type="checkbox"/> AKTEC Z <input type="checkbox"/> AKTEF BL <input type="checkbox"/> AKTEF WH <input type="checkbox"/> AKTEF Z <input type="checkbox"/> AKTPFC BL <input type="checkbox"/> AKTPFC WH <input type="checkbox"/> AKTPFC Z	<input type="checkbox"/> AKTW BL <input type="checkbox"/> AKTW WH <input type="checkbox"/> AKTW Z <input type="checkbox"/> AKTCSK BL <input type="checkbox"/> AKTCSK WH <input type="checkbox"/> AKTCSK Z <input type="checkbox"/> AKTTSK BL <input type="checkbox"/> AKTTSK WH <input type="checkbox"/> AKTTSK Z <input type="checkbox"/> AKTW BL <input type="checkbox"/> AKTW WH <input type="checkbox"/> AKTW Z (specify length)

ArchiTrak Trak Rail and Components



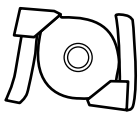
AKTEF Live-End Joiner

- Finish: black (BL), white (WH) or Zet (Z, metallic silver)
- Specify a live-end joiner for top feed electrical connections from a recessed outlet box. It can also be top fed directly with cable.



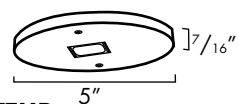
AKTX X Joiner

- Finish: black (BL) or white (WH)
- Specify the X joiner to mechanically and electrically couple any four trak lengths in an X configuration.



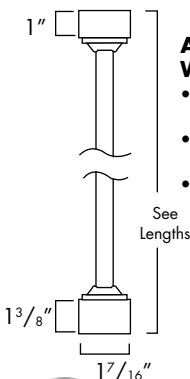
AKTTBC T-bar Mounting Clips

- Finish: Chrome only
- Specify for installation for T-Bar ceilings. Four clips per package. Constructed of .5mm tempered and plated SK5 steel.



AKTMP Mono-Point Adaptor

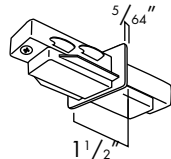
- Finish: black (BL) or white (WH)
- For single fixture mounting without the use of trak rails. Mounts over a two-gang box.



AKTW Wand Component

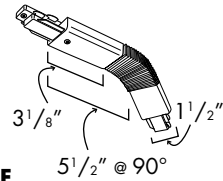
- Finish: black (BL), white (WH) or Zet (Z, metallic silver)
- Specify for pendant mount ArchiTrak fixtures below trak rail.
- Lengths:
12" = AKTW12
24" = AKTW24
36" = AKTW36
48" = AKTW48

See Lengths



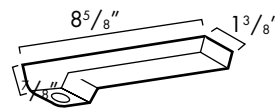
AKTIL Straight Mini-Joiner

- Finish: black (BL), white (WH) or Zet (Z, metallic silver)
- Specify the straight mini-joiner to mechanically and electrically couple any two trak lengths in a straight line. Add .078" (2mm) for the straight mini-joiner when calculating overall trak lengths.



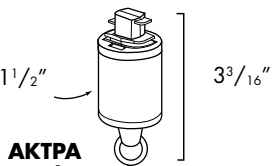
AKTF Flex Joiner

- Finish: black (BL), white (WH) or Zet (Z, metallic silver)
- Specify the flex joiner to mechanically and electrically couple any two trak lengths to create angles from 0° to 90°. The flex joiner can be flexed in either horizontal or vertical planes.



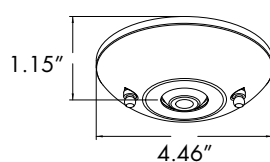
AKTFC Conduit End Joiner

- Finish: black (BL), white (WH) or Zet (Z, metallic silver)
- Specify the conduit end joiner when utilizing conduit to provide the electrical connection.



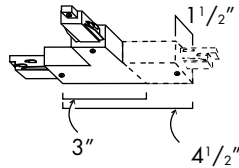
AKTPA Pendant Adaptor

- Finish: black (BL) or white (WH)
- For use of pendant or cord hung luminaires (by others). Maximum weight: 25 lbs.



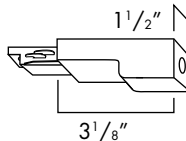
AKTSPA Sloped Ceiling Adapter Kit

- Finish: black (BL), white (WH) or Zet (Z, metallic silver)
- Use with AKTCSK (Sold Separately)
- Will suspend track from ceiling up to 45°.



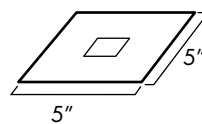
AKTSL Straight/L Joiner

- Finish: black (BL), white (WH) or Zet (Z, metallic silver)
- Specify the straight/L joiner to mechanically and electrically couple any two trak lengths in a straight line or L 90° configuration. Supplied with separate straight and L covers.



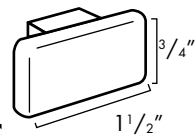
AKTCC Live-End Joiner w/Cord

- Finish: black (BL) or white (WH)
- Specify the live-end joiner when temporary or portable trak hookup is required.
- Supplied with a 10' SPT-2 105 C 3/c 16 AWG flexible cord with NEMA 5-15P grounding plug.



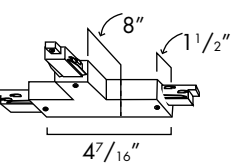
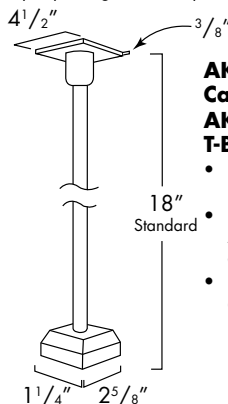
AKTPFCC Outlet Box Cover Plate

- Finish: black (BL), white (WH) or Zet (Z, metallic silver)
- Specify the cover plate with any power joiner with a recessed junction box.



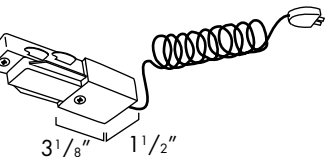
AKTEC End Cap

- Finish: black (BL), white (WH) or Zet (Z, metallic silver)
- For single run installation of floating canopy joiner runs. Two per package.



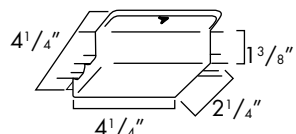
AKTFF Floating Feed

- Finish: black (BL), white (WH) or Zet (Z, metallic silver)
- For electrical connection anywhere along the length of the trak. Mounts over a two-gang box and can be connected to one or two circuits.



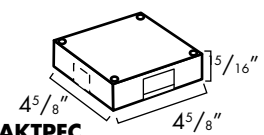
AKTCC Live-End Joiner w/Cord

- Finish: black (BL) or white (WH)
- Specify the live-end joiner when temporary or portable trak hookup is required.
- Supplied with a 10' SPT-2 105 C 3/c 16 AWG flexible cord with NEMA 5-15P grounding plug.



AKTFF Floating Feed

- Finish: black (BL), white (WH) or Zet (Z, metallic silver)
- For electrical connection anywhere along the length of the trak. Mounts over a two-gang box and can be connected to one or two circuits.



AKTPFC Power Feed Cover

- Finish: black (BL), white (WH) or Zet (Z, metallic silver)
- For T-Bar installations with any power joiner.

AKTCSK Canopy Mount Stem Kit AKTTSK T-Bar Mount Stem Kit

- Finish: black (BL), white (WH) or Zet (Z, metallic silver)
- Specify for suspension applications of ArchiTrak rail system below finished ceiling. Two stems per kit.
- Length: 18" standard
Contact factory for custom lengths.

