



GE
Lighting

45754 - F25T8/SP35/ECO

GE Ecolux® Starcoat® T8

- Passes TCLP, which can lower disposal costs.



High Color Rendering



GENERAL CHARACTERISTICS

Lamp Type	Linear Fluorescent - Straight Linear
Bulb	T8
Base	Medium Bi-Pin (G13)
Rated Life	30000.0 hrs
Rated Life (instant start) @ Time	15000 h @ 3 h
Rated Life (rapid start) @ Time	20000 h @ 12 h
	30000.0 @ 3.0/36000.0 @ 12.0 h
Bulb Material	Soda lime
Starting Temperature (MIN)	10.0 °C
LEED-EB MR Credit	50 picograms Hg per mean lumen hour
Additional Info	TCLP compliant
Primary Application	Full Wattage

PHOTOMETRIC CHARACTERISTICS

Initial Lumens	2080.0
Mean Lumens	1970.0
Nominal Initial Lumens per Watt	83
Color Temperature	3500.0 K
Color Rendering Index (CRI)	78.0
S/P Ratio (Scotopic/Photopic Ratio)	1.4

ELECTRICAL CHARACTERISTICS

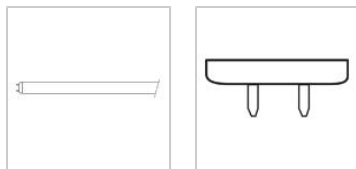
Wattage	25.0
Voltage	100.0
Open Circuit Voltage (rapid start) (MAX)	355.0 V
Open Circuit Voltage (rapid start) Min @ Temperature	260 V @ 10 °C
Cathode Resistance Ratio - Rh/Rc (MIN)	4.25
Cathode Resistance Ratio - Rh/Rc (MAX)	6.5
Current Crest Factor (MAX)	1.7

DIMENSIONS

Maximum Overall Length (MOL)	35.7800 in(908.8 mm)
Minimum Overall Length	35.6700 in(906.0 mm)
Nominal Length	36.000 in(914.4 mm)
Bulb Diameter (DIA) (MIN)	0.940 in(23.9 mm)
Bulb Diameter (DIA) (MAX)	1.100 in(27.9 mm)
Bulb Diameter (DIA)	1.000 in(25.4 mm)
Outside Bulb Diameter (MIN)	35.670 in(906.0 mm)
Max Base Face to Base Face (A)	35.220 in(894.6 mm)
Face to End of Opposing Pin (B) (MIN)	35.400 in(899.2 mm)
Face to End of Opposing Pin (B) (MAX)	35.500 in(901.7 mm)
End of Base Pin to End of Opposite Pin End (C)	35.670 in(906.0 mm)

PRODUCT INFORMATION

Product Code	45754
Description	F25T8/SP35/ECO
ANSI Code	1002-1
Standard Package	Case
Standard Package GTIN	10043168457542
Standard Package Quantity	24
Sales Unit	Unit
No Of Items Per Sales Unit	1
No Of Items Per Standard Package	24
UPC	043168457545



CAUTIONS & WARNINGS

Caution

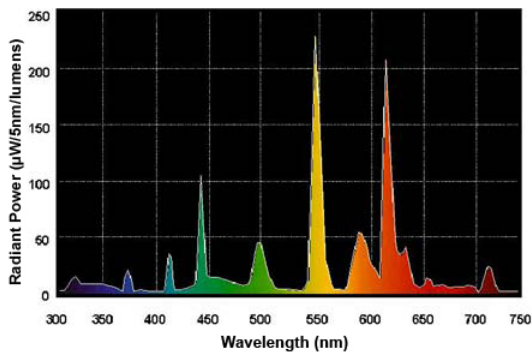
- Lamp may shatter and cause injury if broken
 - Wear safety glasses and gloves when handling lamp.
 - Do not use excessive force when installing lamp.

Warning

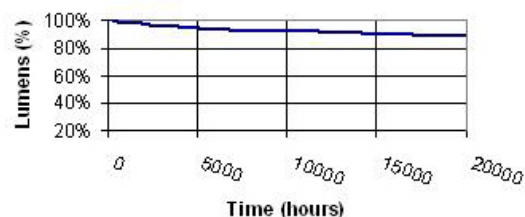
- Risk of Electric Shock
 - Turn power off before inspection, installation or removal.

GRAPHS & CHARTS

Graphs_Spectral Power Distribution



Graphs_Lumen Maintenance



Graphs_Lamp Mortality

For additional information, visit www.gelighting.com

