

6" UNIVERSAL IC HOUSING WITH LOOSE SOCKET AND QUICK CONNECTORS

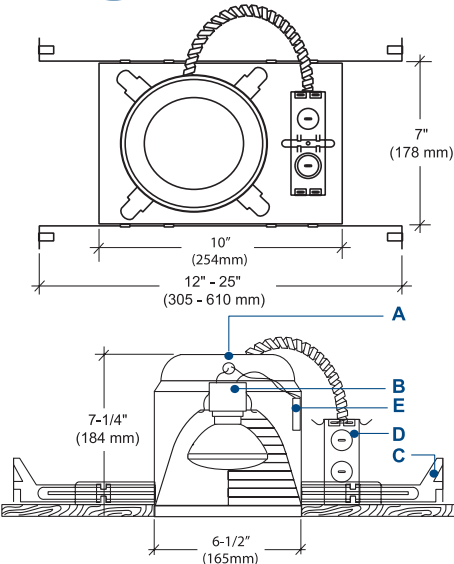
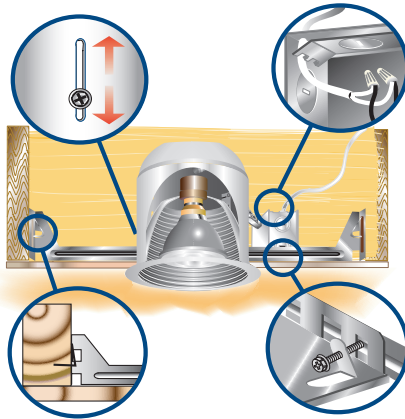
6 INCH UNIVERSAL IC HOUSING

LAMP WATTAGE:

(1) Maximum **75W** R/PAR30, 60W A19, 65W BR30



DESIGNED FOR 2" X 8" JOIST CONSTRUCTION



PATENT #: 7,547,121

DESCRIPTION:

For new construction. Thermally protected, IC rated specification grade recessed housing. Accommodates up to 75W PAR30, R30 lamps, 60W A19 lamps and 65W BR30 lamps. Furnished with preinstalled adjustable bar hangers. Junction box is provided with four 1/2" KOs, one 3/4" KO and four Romex knockouts with strain relief.

SPECIFICATION:

A. HOUSING - Die-formed all aluminum construction for maximum heat dissipation and rust protection. Adjusts vertically in plaster frame to accommodate 1/2" to 1-3/8" ceiling.

B. SOCKET - Medium base screw shell porcelain socket that attaches directly to the AF series trims.

C. BAR HANGERS - Preinstalled bar hangers allow housing to be positioned and locked at any point within a 24" joist span. They can be positioned on either the long or short axis of the housing and can be shortened for 12" joists. They contain a double-headed real nail for secure attachment into the joist. Bar hanger nails are installed on a 20° downward angle for better contact, and the 90° pivoting mounting plate makes installation fast and accurate. Bar hangers can fit onto T-Bar spline with additional slots and holes for special mounting methods if necessary.

D. JUNCTION BOX - UL and ETL listed for through-branch circuit wiring and has four 1/2" KOs, one 3/4" KO and four Romex knockouts with true pry-out slots and strain clamps.

E. THERMAL PROTECTION - Standard thermal protection device guards against improper installation, overlampping and misuse of insulation material.

UL and C-UL listed
ETL and C-ETL listed
 For Damp location
 For Feed-through wiring
 For Direct contact with insulation

6"		
EZ6IC-W • AF632CL 75W PAR30 NFL LAMP		
5'	136	2.7'
8'	53	4.3'
10'	34	5.4'
12'	24	6.4'
Distance to Plane	Initial Nadir Footcandles	Beam Spread

BEAM DIA. MEASURED AT 50% OF NADIR F.C.

FEATURES:

- Thermally Protected IC housing.
- Wire through junction box.
- Preinstalled adjustable bar hanger.
- Dependable, favorable design and effortless installation.
- 7-1/4" height allows use in 2"x 8" joist construction.
- Special screw on the frame locks bar hangers in place which prevents the housing from any movement once installed.
- Preinstalled socket cap provides electrical contact protection against dust, paint and over spray.
- **AIR-SHUT**
- Gasket to prevent air flow from heated or air conditioned spaces.
- Meets all national air flow requirements.

ITEM SELECTOR: (Please check the box below)

TYPE
<input type="checkbox"/> EZ6IC-AT

6"

6 INCH UNIVERSAL IC HOUSING

EZ6IC-AT

NO SOCKET BRACKET RECESSED DOWNLIGHTS

DESIGNED FOR ALL AF-SERIES TRIMS AND B-SERIES
ADJUSTABLE TRIMS



6 INCH UNIVERSAL IC HOUSING



6"

6 INCH UNIVERSAL IC HOUSING

EZ6IC-AT

TIME & ENERGY SAVER

FEATURE:

- IC /Non-IC air-shut fixture
- Thermally protected housing
- Junction box is offered with six 1/2", one 3/4" and four Romex K-Os with strain relief.
- 7 1/2" height allows use in 2"X 8" joist construction
- Bar hangers locking screws
- Bar hanger nails are installed on a 20° downward angle for better contact
- 90° pivoting mounting plate

1 Socket is connected to the dome of the housing to prevent shipping damage and paint over-spray.

2 Socket clips to trim quickly and easily to ensure fast and consistent lamp positioning and prevent light-leakage.

3 With connectors included. No wire-nuts needed.



NO SOCKET BRACKET

RECESSED DOWNLIGHTS

DESIGNED FOR ALL AF-SERIES TRIMS AND B-SERIES ADJUSTABLE TRIMS



NEW
CLIP
DESIGN

TIME & ENERGY SAVER

- 1 Socket is connected to the dome of the housing to prevent shipping damage and paint over-spray.
- 2 Socket clips to trim quickly and easily to ensure fast and consistent lamp positioning and prevent light-leakage.
- 3 With connectors included. No wire-nuts needed.


EZ6RIC-AT

FEATURE:

- IC/Non-IC air-shut fixture
- Thermally protected housing
- Junction box is offered with six 1/2" and four Romex K-Os with strain relief.
- 7 1/2" height allows use in 2"X 8" joist construction
- Four preinstalled spring clips, which secure the housing firmly into ceiling

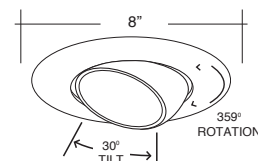


B602SN Eyeball (30° Tilt)



B602 _____

O. D.	TRIM/RING	HOUSING	MAX. LAMP W.
8"	WH, BK, SN, CP, CH, PB, BZ	EZ6IC, EZ6RIC	75W R/PAR30

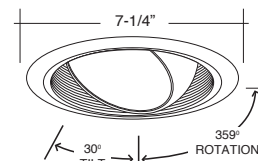


B609W-WH Regressed Eyeball w/ Baffle (30° Tilt)



B609 _____ - _____

O. D.	BAFFLE	EYEBALL	HOUSING	MAX. LAMP W.
8"	W, P, SN, CP, BZ	WH, BK, SN, CP, CH, PB, BZ	EZ6IC, EZ6RIC	75W R/PAR30

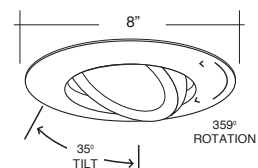



B663PB PAR30 Gimbal Trim (30° Tilt)



B663 _____

O. D.	TRIM/RING	HOUSING	MAX. LAMP W.
8"	WH, BK, SN, CP, CH, PB, BZ	EZ6IC, EZ6RIC	75W PAR30



B673W-WH PAR30 Baffle w/ Gimbal Ring (30° Tilt)

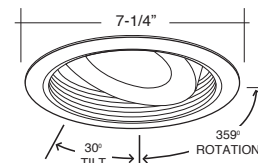


B673P-WH



B673 _____ - _____

O. D.	BAFFLE	EYEBALL	HOUSING	MAX. LAMP W.
7-1/4"	W, P, SN, CP, BZ	WH, BK, SN, CP, CH, PB, BZ	EZ6IC, EZ6RIC	75W PAR30



BAFFLE FINISH:

- W** White
- P** Black
- SN** Satin Nickel
- CP** Copper
- BZ** Bronze

REFLECTOR FINISH:

- CL** Chrome
- RG** Gold
- W** White
- MB** Black

- BZ** Bronze
- CP** Copper
- SN** Satin Nickel
- SHZ** Satin Haze

RING/TRIM FINISH:

- WH** White
- BK** Black
- SN** Satin Nickel
- CP** Copper
- CH** Chrome
- PB** Polish Brass
- BZ** Bronze

