

IQ Multipoint Energy Submeter II — Low Cost Multipoint Meter



IQ Multipoint Energy Submeter II

Eaton's IQ Multipoint Energy Submeter II is a revenue class electronic submetering device that can be mounted in panelboards or switchboards. When mounted in a panelboard or switchboard, the IQ Multipoint Energy Submeter II provides customers with an integrated power distribution and energy metering solution that saves space, reduces installation labor and lowers total cost.

Product Description

The IQ Multipoint Energy Submeter II provides a cost-effective solution for residential or commercial metering installations. Typical installations include:

- High-rise buildings.
- Government institutions.
- Universities and campuses.
- Office buildings.
- Medical facilities.
- Apartment and condominium complexes.
- Airports.
- Shopping malls.
- Industrial parks.
- Mixed-use facilities.

General Applications

The IQ Multipoint Energy Submeter II provides cost-effective and spacesaving energy submetering for a wide variety of applications. The IQ Multipoint Energy Submeter II is ideally suited for energy metering of multi-tenant buildings. It can also be used to monitor energy to any load up to 600 volts for energy billing or cost allocation. Built-in communication capabilities enable an IQ Multipoint Energy Submeter II to be networked to a local PC or via modem to a remote master PC or energy service provider.

The IQ Multipoint Energy Submeter II is ideal for multi-tenant applications in which property managers are interested in measuring tenant energy usage for the purposes of monthly energy cost allocation. As such, its customers include apartment complex owners, office owners, tenant building managers, and meter reading companies. The IQ Multipoint Energy Submeter II can measure any of the following number of circuits:

- 16 single-phase, 2-wire (single-pole).
- Eight single-phase, 3-wire (2-pole).
- Five 3-phase, 4-wire (3-pole).

Any of the circuits listed can be mixed provided the total number of Current Sensors does not exceed 16. The meter provides instantaneous (kW), demand and cumulative (kWh) measurements for each load. The unit also provides interval energy data logging, time of use energy registers, coincident peak demand storage and scheduled remote meter reading data in non-volatile memory. Bus voltage is also measured.

The IQ Multipoint Energy Submeter II uses highly accurate Current Sensors to monitor each load. Current Sensors can be provided in a number of ratings and are supplied with integral cable and plug-in connector. All Current Sensors are self-protecting in the event of an open circuit condition under load. The IQ Multipoint Energy Submeter II automatically detects the rating of each Current Sensor that is connected.

The IQ Multipoint Energy Submeter II is UL listed as a Class 1 device.

EAT•N

Powering Business Worldwide

Features

- Multipoint electrical energy metering.
- Built-in communication interface.
- Flexible metering configuration.
- Monitors single-phase and three-phase loads from 120 Vac to 600 Vac in three voltage ranges.
- Monitors power in watts and energy in watthours for up to 16 Current Sensors.
- Very low profile design, less than 1.5 inches (38.1 mm) in height.
- Energy values stored in non-volatile memory.
- Stores extensive energy profile data for each metering point. Can be used to identify coincidental peak demand contribution.
- Space saving stacking design allows two units to be mounted together.
- Supports Time-of-Use energy monitoring.
- Demand interval adjustable from 5 to 60 minutes.
- Measures bus voltage.
- Front panel LEDs provide status of unit and communication activity.
- Meets rigid ANSI C12.1 and IEC 61036 accuracy specifications for revenue meters.
- UL listed under UL 8N83.
- Current Sensors are UL-recognized components.
- Can be directly mounted in a UL approved panelboard or switchboard.

Communication Capabilities

With the IQ Multipoint Energy Submeter II's built-in communication capabilities, remote meter reading and monitoring functions can be integrated into both new and retrofit applications.

- Eaton's INCOM communications.

Software Compatibility

- The IQ Multipoint Energy Submeter II is fully compatible with Eaton's PowerNet software platform including the E-Bill cost allocation software.
- The IQ Multipoint Energy Submeter II can be utilized as part of an electrical energy monitoring and billing system.
- The IQ Multipoint Energy Submeter II can be remotely monitored via Eaton's FetchIT software package.
- The IQ Multipoint Energy Submeter II is compatible with third-party software platforms and interface devices.

Configuration

- The IQ Multipoint Energy Submeter II is fully configurable using Power Xpert or free PowerPort configuration software.
- PowerPort can be downloaded free from either the Internet or the Eaton Intranet.
- Each IQ Multipoint Energy Submeter II can be configured for up to 16 metering points in any combination of single-phase and three-phase metering points.
- PowerPort is used to assign Current Sensors to metering points.
- Either PowerPort or Power Xpert can be used to configure the built-in data logs for energy profiling.
- Both Power Xpert and PowerPort can be used to set up the Time-of-Use energy registers and the Automatic Meter Reading schedule.

Wiring

- The Current Sensor cable is rated 600 volts and is recognized by UL as Class 1 wiring.
- IMPCABLE used for INCOM communication between devices is rated 600 volts and is recognized by UL as Class 1 wiring.
- Consult TD17513 Wiring Specification Base Rules for detailed information on proper installation and termination of INCOM communications network cable.

Easy to Install

- Approved by UL for mounting inside panelboards and switchboards.
- Stacking design allows two units to be mounted in a panelboard using less than 8 inches (203.2 mm) of vertical space.
- For retrofit applications, the IQ Multipoint Energy Submeter II can be mounted in an external auxiliary enclosure.
- Quick connect terminals for Current Sensors, INCOM communications and bus voltages make wiring the unit quick and easy.

Meets All Standards

- Underwriters Laboratories Inc. listed under file number E166079.
- CSA approved.
- Complies with UL 991 radiated susceptibility requirements.
- Third-party tested for ANSI C12.1 (1 %) accuracy.
- Complies with FCC emission standard Part 15, Subpart B.

Specifications

Voltages

Three models are available, each covering a specific voltage range.

- Model 1 — 120/240/208 volts:
 - 120 volt single-phase
 - 120/240 volt single-phase
 - 120/208 volt three-phase Y
- Model 2 — 277/480 volts:
 - 277 volt single-phase
 - 277/480 volt three-phase Y
- Model 3 — 347/600 volts:
 - 347 volt single-phase
 - 347/600 volt three-phase Y

Current Sensors

- 0 to 50 amperes.
- 0 to 70 amperes.
- 0 to 125 amperes.
- 0 to 200 amperes.
- 0 to 400 amperes.
- 0 to 5 amperes for use with an external current transformer with 5 A secondary. (ANSI C12 Class 10.) (Catalog number: **CS005.**)



IQ Multipoint Energy Submeter II — Current Sensor

Metering Accuracy

The IQ Multipoint Energy Submeter II meets the rigid ANSI C12.1 and IEC 61036 — 1.0% metering accuracy requirements.

- <2% error at 1% of full scale.
- <1% error at 1.5% of full scale.
- <1% error at 90% to 110% of rated voltage.
- <1% error at 57 and 63 Hz.
- <2% error at 0.5 lagging PF.

Environmental

- Operating temperature: -20°C to +50°C.
- Humidity: 0% to 95%.

Power

- There are three power supply options:
 - 120 Vac, 57 to 63 Hz, 6 VA
 - 277 Vac, 57 to 63 Hz, 6 VA
 - 347 Vac, 47 to 63 Hz, 6 VA

EMC

- Compliant with FCC rules and regulations, Part 15, Subpart B, Class B equipment.
- Compliant with UL 991 radiated susceptibility requirements.

Communications

- INCOM communication network supports up to 1,000 devices up to distances of 10,000 feet (3,048 m).
- INCOM communication speed of 9600 bps.

Energy Value Storage

- 50 ampere current sensor: 214,748,364 kWh.
- 70 ampere current sensor: 300,647,710 kWh.
- 125 ampere current sensor: 536,870,912 kWh.
- 200 ampere current sensor: 858,993,459 kWh.
- 400 ampere current sensor: 1,717,986,916 kWh.
- 5 ampere external CT sensor: 8,589,934 x CT primary rating in kWh.

Product Feature Overview

The IQ Multipoint Energy Submeter II offers low-cost metering of kW and kWh for multiple tenants of residential and commercial office buildings for one- to three-phase voltage loads not exceeding 347/600 volts. The IQ Multipoint Energy Submeter II contains INCOM networking to chain together multiple meters in locations throughout the facility. See Figure 26-47 for a typical apartment building layout.

Key Features

Reduced Equipment Space: The IQ Multipoint Energy Submeter II consumes 80% less wall space compared to glass bulb meters that must be individually or group mounted independent of the load-center or panelboard. By installing the meter in the loadcenter and providing Current Sensors to each load within the panelboard, less real estate is occupied, not only in the ground floor, but at individual tenant floor spaces. A typical integrated distribution and metering solution using the IQ Multipoint Energy Submeter II uses 45% less wall space than separately mounted submeters.

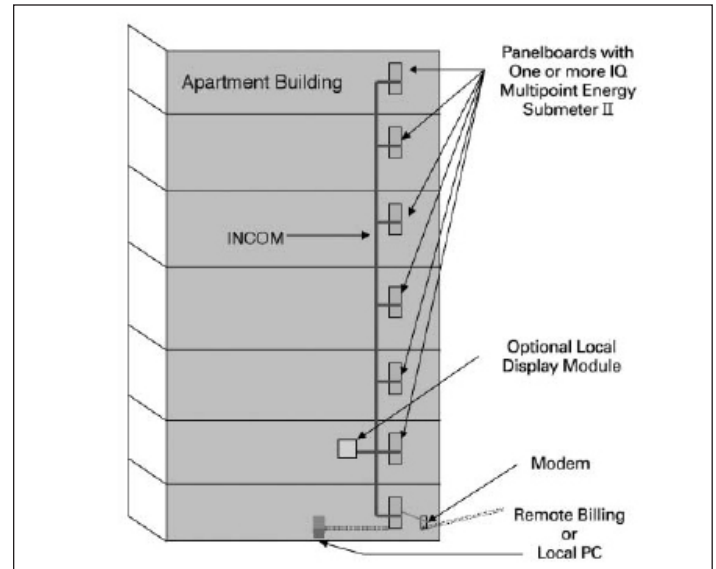


Figure 1. Typical Building Installation

Reduced Wiring and Cost: Because Current Sensors are provided with prewired leads and connectors for each load in the panelboard, there is 60% less field wiring to be performed on site, greatly reducing cost, time and potential for errors in the field.

High Accuracy: ANSI and IEC revenuegrade accuracy for each metering point permits the facility owner to charge each tenant confidently.

Communications Capability: INCOM communications is built into each IQ Multipoint Energy Submeter II for chaining them together on a robust, field-proven, communications architecture. INCOM can be used to communicate to the complete line of Eaton's metering products and is also useful for those projects requiring local communications to Power Xpert Power Management system.

In addition **Table 26-24** lists several Gateway products to enable communications to RS-232 Ethernet or RS-485 with Modbus protocol.

Time-of-Use Metering: The IQ Multipoint Energy Submeter II will keep track of four different utility rates for four (4) changes of rate seasons with separate weekday, weekend and holiday rates. The Time-of-Use logging supports eight (8) rate changes per day and also stores the peak demand for each rate period. All Time-of-Use information is stored in non-volatile memory.

Automatic Meter Reading: The IQ Multipoint Energy Submeter II can be configured for easy remote reading by saving just the needed energy information in a separate memory location. This location can be set up to save all of the necessary energy data for a periodic monthly read with a set day of the month and time of that day. Additionally the user can program up to six specific dates and times to save meter readings. The IQ Multipoint Energy Submeter II then stores the total energy and peak demand for each Time-of-Use rate for each meter point so that all of this information can be effortlessly downloaded to a remote system. The IQ Multipoint Energy Submeter II saves all of this data for up to 13 months in non-volatile memory.

Catalog Information

The IQ Multipoint Energy Submeter II, Current Sensors and other accessories can be ordered from Eaton distributors. Refer to the following catalog numbers when ordering.

Table 1. IQ Multipoint Energy Submeter II Products

Product Description	Catalog Number
IQ Multipoint Energy Submeter II 120 V with INCOM	IQMESIIN1
IQ Multipoint Energy Submeter II 277 V with INCOM	IQMESIIN2
IQ Multipoint Energy Submeter II 347 V with INCOM	IQMESIIN3
Current Sensors — 5 Amperes, Qty. 3	CS005
Current Sensors — 50 Amperes, Qty. 6	CS050
Current Sensors — 70 Amperes, Qty. 6	CS070
Current Sensors — 125 Amperes, Qty. 3	CS125
Current Sensors — 200 Amperes, Qty. 3	CS200
Current Sensors — 400 Amperes, Qty. 3	CS400
Current Sensor Extensions — 4 Feet (1.2 m), Qty. 6	CSET04
Current Sensor Extensions — 8 Feet (2.4 m), Qty. 3	CSET08
Current Sensor Extensions — 16 Feet (4.9 m), Qty. 3	CSET16

Note: Total sensor lead length must not exceed 20 ft. (6 m).

Support products for the IQ Multipoint Energy Submeter II include the Digital Input Module (DIM), the Local Display Module, IMPCABLE and a number of communications converters, as described in **Table 4** below.

Table 2. IQ Multipoint Energy Submeter II Support Products

Product Description	Catalog Number
INCOM Communication Cable, 1,000 feet (305 m), 600 volts Insulation	IMPCABLE
Subnetwork Master Local Display allows local access to Energy Information (120 Vac)	LDISP120
Subnetwork Master Local Display allows local access to Energy Information (24 Vac/dc)	LDISP24
INCOM to RS-232 Communication Gateway	MINTII
INCOM to Ethernet (Cat5) Communication Gateway	EMINT
INCOM to RS-485 Communication Gateway with Modbus Protocol	MMINT
Digital Input Module — supports 4 Pulse Inputs or 8 Status Inputs	DIM

All of the gateway products in Table 4 above can support the conversion of multiple IQ Multipoint Energy Submeter II meters to another communication network. The MINT II and the EMINT can support up to 1000 units while the MMINT supports up to 32 units.

The Digital Input Module (DIM) can be used to totalize pulse outputs from water meters, gas meters, steam meters or even old electrical meters with KYZ pulse outputs. The DIM can then be connected to the same INCOM network as the IQ Multipoint Energy Submeter II and this information can then be used in Power Management software packages.

Mounting Dimensions

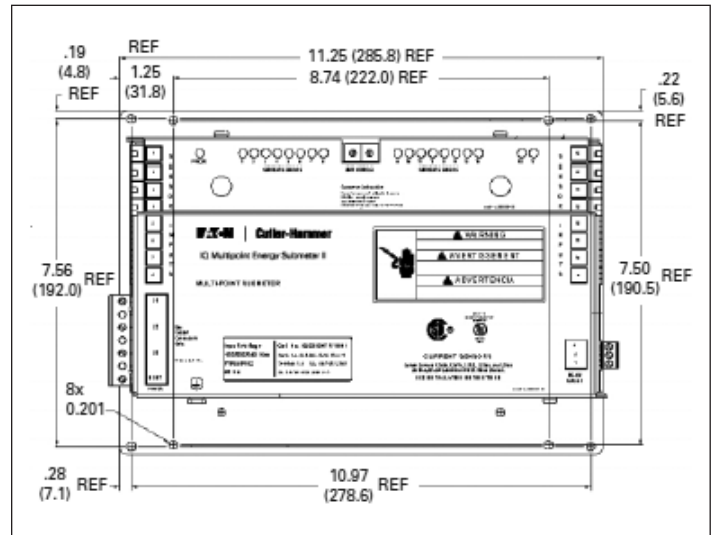


Figure 2. Single Unit — Front View

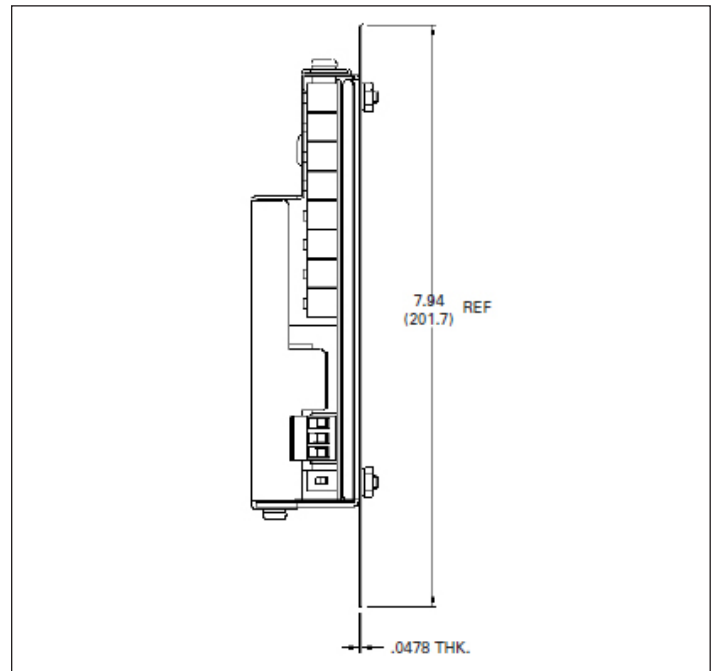


Figure 3. Single Unit — Side View

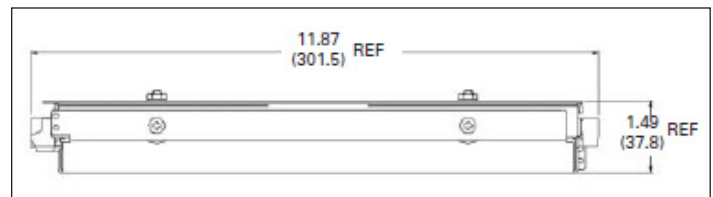


Figure 4. Single Unit — Side View

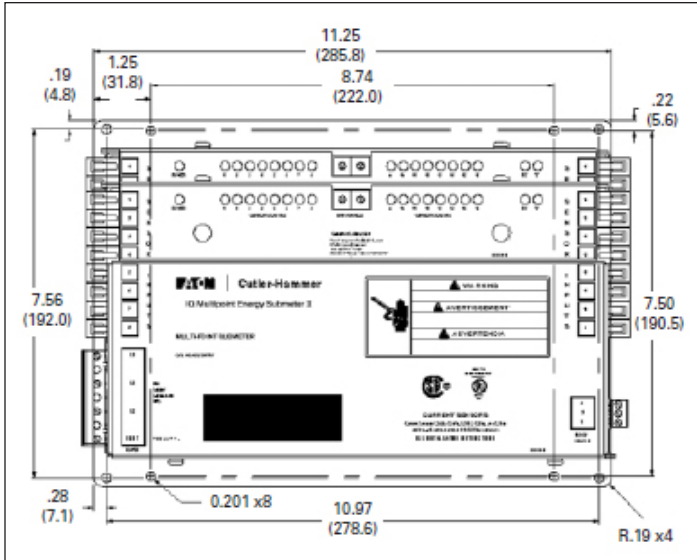


Figure 5. Double Unit — Front View

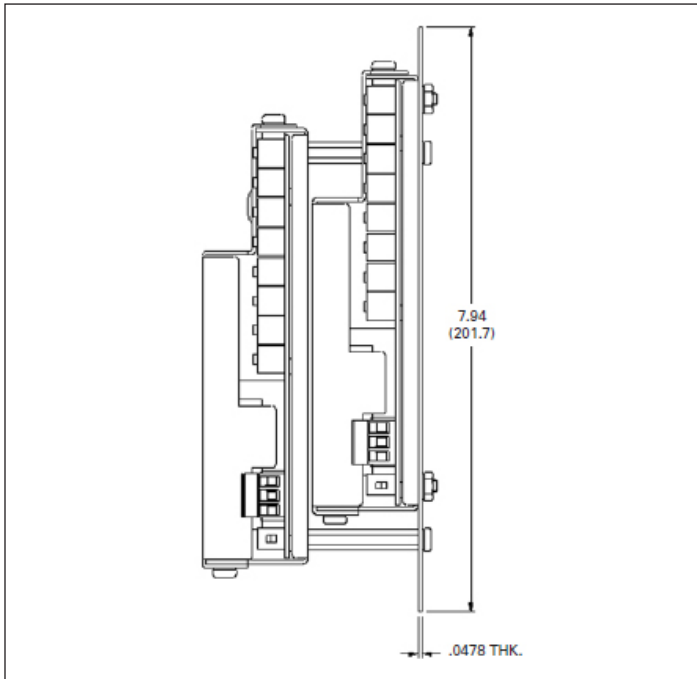


Figure 6. Double Unit — Side View

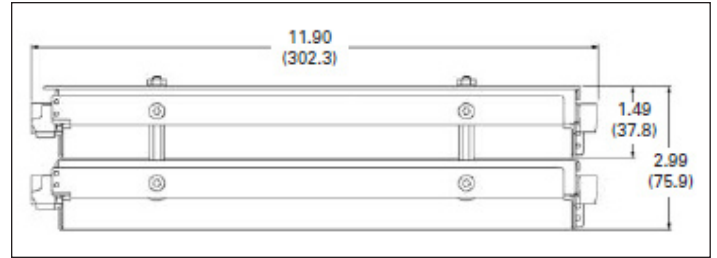


Figure 7. Double Unit — Top View

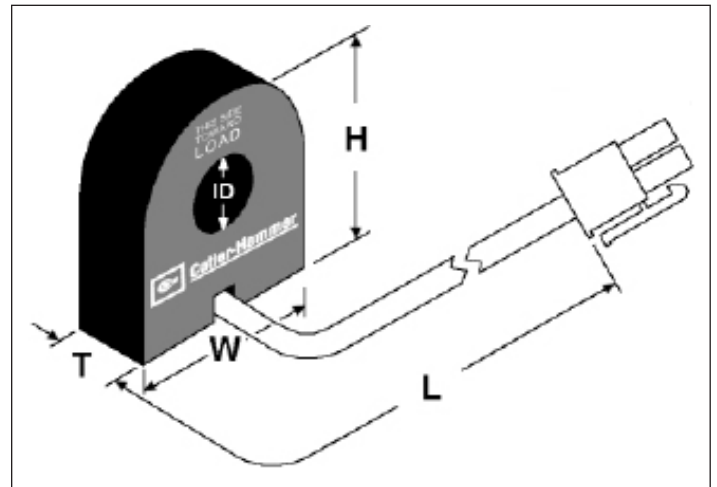


Figure 8. Current Sensor Dimensions

Table 3. Current Sensor Dimensions in Inches (mm)

Sensor	H	W	T	ID	L
CS005	2.28 (57.9)	0.60 (15.2)	N/A	N/A	2.60 (66.0)
CS050	1.55 (39.4)	1.18 (30.0)	0.50 (12.7)	0.32 (8.1)	36.00 (914.4)
CS070	2.10 (53.4)	1.73 (44.0)	0.58 (14.7)	0.55 (14.0)	36.00 (914.4)
CS125	2.10 (53.4)	1.73 (44.0)	0.58 (14.7)	0.55 (14.0)	45.00 (1143.0)
CS200	3.06 (77.7)	2.69 (68.3)	0.75 (19.1)	1.25 (31.8)	45.00 (1143.0)
CS400	4.33 (110.0)	3.42 (86.9)	1.08 (27.4)	1.50 (38.1)	72.00 (1828.8)

Eaton Corporation
Electrical Sector
1000 Cherrington Parkway
Moon Township, PA 15108
United States
877-ETN-CARE (877-386-2273)
www.eaton.com/meters

© 2009 Eaton Corporation
All Rights Reserved
Printed in USA
Publication No. TD17C02TE / TN
October 2009



PowerChain Management is a registered trademark of Eaton Corporation.

All other trademarks are property of their respective owners.