

Wireless Dimmer

Dimmer with SmartCast™ Technology

Product Description

The Cree™ Wireless Dimmer with Cree SmartCast™ Technology provides manual control of Cree luminaires with SmartCast™ Technology. Cree Wireless Dimmers can be easily added to new or existing switch locations and can control luminaires using wireless communication. Cree SmartCast™ Technology enables simple OneButton™ Setup of dimmers and luminaires.

Performance Summary

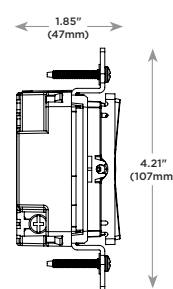
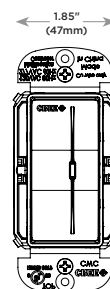

Cree SmartCast™ Technology enabled

Intuitive aesthetic

Input Voltage: 120-277V

Limited Warranty: 5 years†

Dimmer



Housings & Accessories

Accessories

CFP-1-WH

Matching Cree face plate, 1-gang, white

CFP-2-WH

Matching Cree face plate, 2-gang, white

CFP-3-WH

Matching Cree face plate, 3-gang, white

Ordering Information

Example: CWD-CWC-WH

Wireless Wall Control		
Product	Control	Color
CWD Cree Wireless Dimmer	CWC Cree SmartCast™ Technology	WH White
CWS Cree Wireless Switch		

†See www.cree.com/lighting for warranty terms.

Rev. Date 02/04/2014



US: www.cree.com/lighting T (800) 236-6800 F (262) 504-5415

Canada: www.cree.com/canada T (800) 473-1234 F (800) 890-7507

Wireless Dimmer

Product Specifications

CREE SMARTCAST™ TECHNOLOGY

Cree SmartCast™ Technology changes the paradigm of lighting control. With the press of a single button, Cree SmartCast™ Technology enabled luminaires and controls create their own secure network and auto-associate to form logical groups throughout every space. Integrated sensors and robust wireless communication included in every luminaire combined with revolutionary OneButton™ Setup enables automated setup and configuration of luminaires and wall controls. With no extra wires or interfaces, Cree SmartCast™ Technology products reduce installation time and complexity.

MECHANICAL SYSTEM

- Fits into standard wallbox (deep wallbox recommended).
- Fits faceplates with standard decorator-style opening.
- Easy-to-use aesthetic with independent on/off and raise/lower.

ELECTRICAL SYSTEM

- Input Voltage: 120-277V, 60Hz.
- Input Power: 0.7W at 120V, 1W at 277V.
- 10-year power fail memory settings.
- Requires neutral wire connection.

INTEGRAL WIRELESS COMMUNICATION

- 2.4GHz wireless mesh technology with AES 128-bit encryption.
- Self assigns to quietest channel during OneButton™ Setup.
- Range:
 - 30 ft. in typical commercial applications.
 - 300 ft. open air without obstructions.
- Network: 250 devices max.
- Space: 100 devices max. per group.
- Wall control is disabled until OneButton™ Setup is initiated by the Cree™ Configuration Tool.

REGULATORY & VOLUNTARY QUALIFICATIONS

- cULus Listed.
- Suitable for damp locations.
- FCC certified.
- IC certified.

Wiring Diagram

