

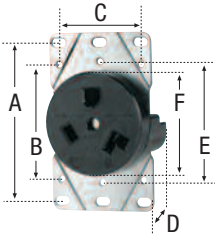
## Straight Blade Power Devices - 20, 30, 50 & 60A



Rating: Amps V/AC	Receptacle/ Plug NEMA Configuration	Flush Receptacles	Wallplate	Surface Receptacle	Panel Mount Receptacle	Plugs	Angle Plugs
<b>3-Pole, 4-Wire Grounding</b>							
20A 125/250V	 14-20R 14-20P	Industrial: <b>5759</b> (Black)					
30A 125/250V Dryer	 14-30R 14-30P	Commercial: <b>1257</b> (Black)	Standard Size: 39CH, 68, 2068, 2168, 93221, 93227	Commercial: <b>1225</b> (Black)		Industrial: <b>5746N</b> (Gray)	Commercial: <b>S21</b> (Black)
		Industrial: <b>5744N</b> (Black)	Standard Size: 69, 5169, 93223				Industrial: <b>5732AN</b> (Gray)
30A 3Ø 250V	 15-30R 15-30P	Industrial: <b>8430N</b> (Black)	Standard Size: 69, 5169, 93223			Industrial: <b>8432N</b> (Gray)	Industrial: <b>8432AN</b> (Gray)
50A 125/250V Range	 14-50R 14-50P	Commercial: <b>1258</b> (Black)	Standard Size: 39CH, 68, 2068, 2168, 93221, 93227	Commercial: <b>1212</b> (Black)	Commercial: <b>58</b> (Black)	Industrial: <b>5745N</b> (Gray)	Commercial: <b>S21</b> (Black)
		Industrial: <b>5754N</b> (Black)	Standard Size: 69, 5169, 93223				Industrial: <b>5752AN</b> (Gray)
50A 3Ø 250V	 15-50R 15-50P	Industrial: <b>8450N</b> (Black)	Standard Size: 69, 5169, 93223			Industrial: <b>8452N</b> (Gray)	Industrial: <b>8452AN</b> (Gray)
60A 125/250V	 14-60R 14-60P	Industrial: <b>9460N</b> (Black)	Standard Size: 69, 5169, 93223		Commercial: <b>60</b> (Black)	Industrial: <b>9462N</b> (Gray)	Commercial: <b>S20</b> (Black)
60A 3Ø 250V	 15-60R 15-60P	Industrial: <b>8460N</b> (Black)	Standard Size: 69, 5169, 93223			Industrial: <b>AH8462N</b> (Gray)	Industrial: <b>AH8462AN</b> (Gray)
<b>4-Pole, 4-Wire Non-Grounding</b>							
30A 3ØY 120/208V	 18-30R 18-30P					Industrial: <b>8332N</b> (Gray)	Industrial: <b>8332AN</b> (Gray)
50A 3ØY 120V/208V	 18-50R 18-50P					Industrial: <b>8352N</b> (Gray)	Industrial: <b>8352AN</b> (Gray)
60A 3ØY 120/208V	 18-60R 18-60P	Industrial: <b>5515N</b> (Black)	Standard Size: 69, 5169, 93223			Industrial: <b>5517N</b> (Gray)	Commercial: <b>S19</b> (Black)
							Industrial: <b>4516AN</b> (Gray)


## Straight Blade Power Devices

### Flush Receptacles




Cat. Nos.	A	B	C	D (depth)	E	F (face dia.)
30 & 1200 Series	3.28" (83.3mm)	2.38" (60.5mm)	1.81" (46.0mm)	1.42" (36.1mm)	2.50" (63.5mm)	2.10" (53.5mm)
5000 & 7000 Series	3.28" (83.3mm)	2.38" (60.5mm)	1.81" (46.0mm)	1.69" (42.9mm)	2.50" (63.5mm)	2.12" (53.8mm)
8000 Series	3.28" (83.3mm)	2.38" (60.5mm)	1.81" (46.0mm)	1.69" (42.9mm)	-	2.38" (60.5mm)

### Surface Receptacles



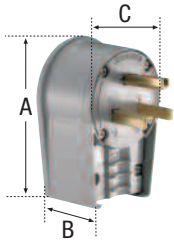
Cat. Nos.	A	B	C
100 & 1200 Series	2.10" (53.3mm)	4.75" (120.7mm)	2.50" (63.5mm)

### Panel Mount Receptacles



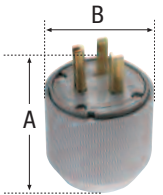
Cat. Nos.	A	B
58, 60	2.80" (71.1mm)	2.80" (71.1mm)
U1263	1.69" (42.9mm)	2.09" (53.1mm)

### Angled Plugs




Cat. Nos.	A	B	C	Cord Dia.
80 & 83	2.92" (74.2mm)	1.03" (26.2mm)	2.80" (71.1mm)	83: 0.64" (16.3mm) max. 80: 0.80" (20.3mm) max.
S41 & S42 S20 & S21 S19	3.37" (85.6mm)	1.38" (35.1mm)	2.87" (72.9mm)	S41 & S42: 1.10" (27.9mm) S20 & S21: 1.13" (28.7mm) S19: 1.00" (25.4mm)
4500AN, 5700AN, 7900AN, 8300AN, 8400AN, 9300AN, 9400AN, AH8400AN Series	4.30" (109.2mm)	1.88" (47.8mm)	3.00" (76.2mm)	0.56-1.31" (14.2-33.3mm)

### Plugs



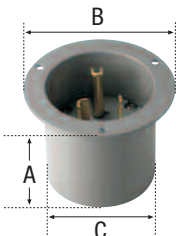
Cat. Nos.	A	B	Cord Dia.
4500N, 5500N, 5700N, 8300N, 8400N, 9300N, 9400N, AH8400N Series	3.34 - 3.81" (84.8 - 96.8mm) varies with dia. of cord	3.12" (79.2mm)	0.43 - 1.31" (10.8 - 33.3mm)

### Connectors




Cat. Nos.	A	B	C	Cord Dia.
6700N, 9300N, 9500N Series	4.71- 5.19" (119.6 - 131.8mm) varies with dia. of cord	3.12" (79.2mm)	2.59" (65.8mm)	0.43- 1.31" (10.8 - 33.3mm)

### Flanged Inlets




Cat. Nos.	A	B	C
4500NFI, 5700NFI, 9300NFI Series	2.72" (69.1mm)	3.75" (95.3mm)	2.81" (71.4mm)

### Miscellaneous Power Devices



805V



2836